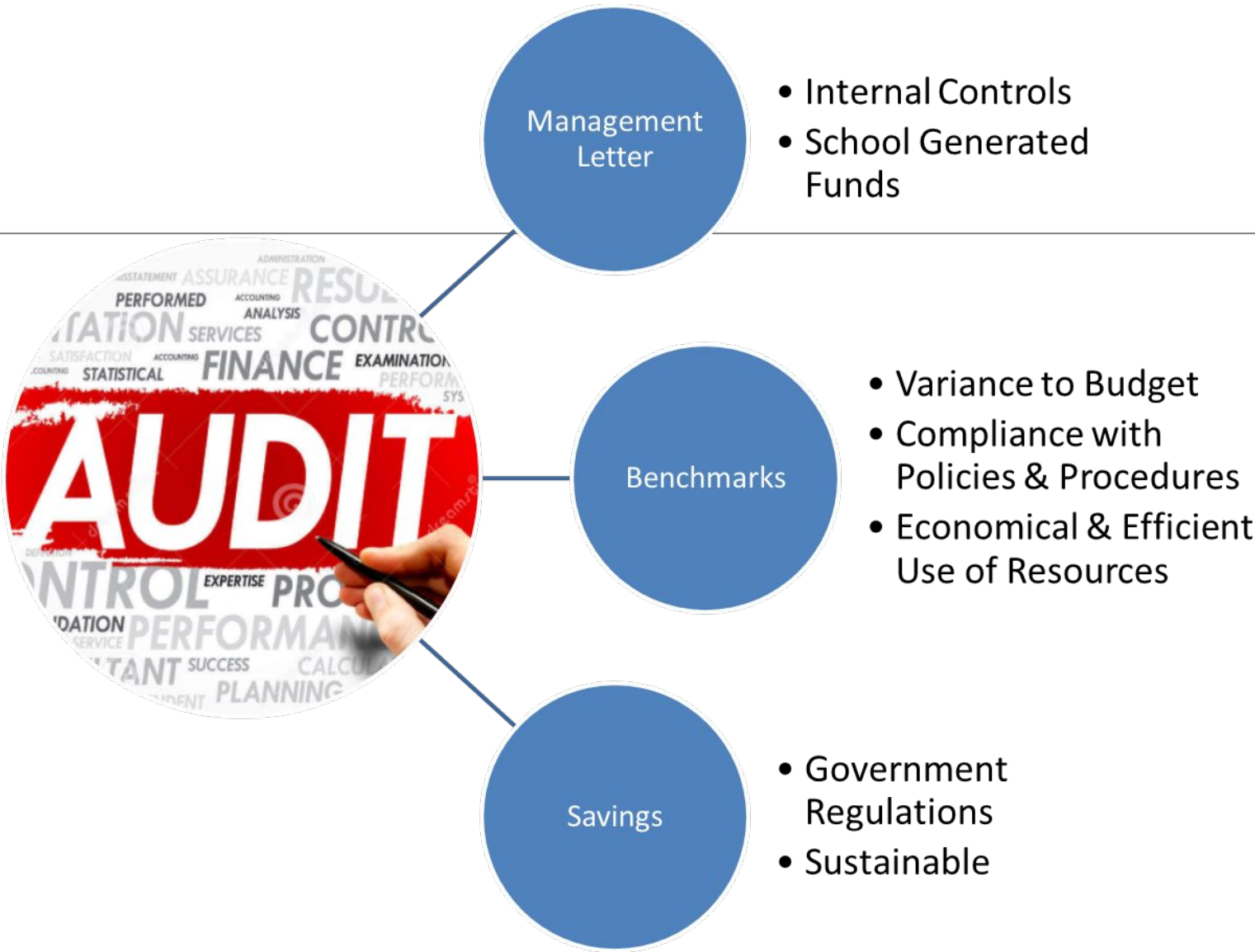


Audit 18/19 Budget 19/20

BOARD MEETING NOVEMBER 27, 2019

Things to Consider





Golden Hills School Division

Inspiring Confident, Connected, Caring Citizens of the World

Quick Facts – Audit 2018/2019



GHSD Auditors

Total Operating Revenue
\$88M



Again

- Payroll ✓
- Capital Assets/Projects ✓
- School Generated Funds ✓
- Financial Statements ✓
- Internal Controls ✓

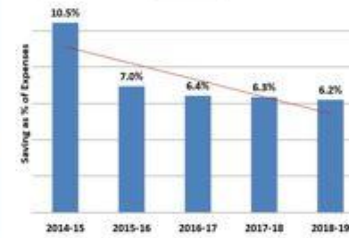
Cash Flow



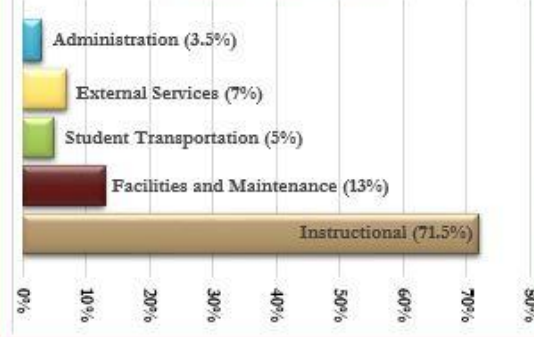
Annual Surplus/ (Deficits)

	Actual Surplus/Deficit per audited AFS 18/19	Projected per Fall Update 18/19
Overall	\$1,423,952	\$ (920,000)
Transportation	\$ (296,953)	\$ (246,910)
Facilities	\$ (798,697)	\$ (628,874)

Savings 5 Year History



Areas \$ are Spent



Where are \$\$ Going?

- Staffing in our schools
- Capital Projects
- Busing Students
- Ensuring Safe and Functional School Spaces

Golden Hills Commits to:

- ✓ Provide the best education for our students
- ✓ Respond to parents and students
- ✓ Make local decisions for local needs

Funding Sources

Provincial Government	84.2%
Federal Government	1.7%
External Services	7.0%
School Fees, SGF and Other Revenue	7.1%

Audit 2018/2019 SUMMARY

Clean Audit – nothing in management letter (last year one recommendation to have a Capital Asset Procedure)

- ✓ Payroll Audit - internal pre-balance, Go backwards – start at GL, look at Staffing report, review bank
- ✓ Capital Assets/Projects - \$275M replacement \$100M + in NBV – Audit Trail – from Receipt to GL
- ✓ School Generated Funds – documentation for reimbursement especially with cash ie field trips
- ✓ Internal Controls – reviewing within our own finance team, auditors review annually
 - ✓ Proper deadlines
 - ✓ Authorizations
 - ✓ Bank Reconciliations
 - ✓ Segregation of Duties
- ✓ SURPLUS OF \$1.4M
- ✓ RESERVES similar to prior year, but down a bit.

Budget 2019/2020

What we did in the Spring

Guessed and Estimated
2% Reduction



What happened on October 24, 2019

Grants rolled up & Reduced
Transition funding

\$1.4M less
**Plant, Operations &
Maintenance** - not enough
\$ to heat, clean and repair.-
now add Insurance costs

Projected \$1.5M Deficit

**Transportation - \$300K
deficit**

What Happens Next?

Anticipate funding model will change
Less \$\$\$ again.....

How do we manage?

Contingencies

SGF funding

**Keep resources in the
Classroom**

Do we look at parent fees?

Budget 2019/2020

What is Different from Spring - \$5M?

- Provincial Enrolment up from Projected 135 students (60 FTE from last year)
- International & Siksika Enrolment – same as 18/19
- Home Education increased (96 students) \$150K
- IMR increased \$200K+, potential to have more flexibility
- Certificated Staffing – up \$700K; Education Assistants up \$400K
 - Down approximately 9 FTE from last year – but up from budget
- Plant, Operations & Maintenance is up approx. 90K
- School Nutrition Fund \$195,000 –We didn't budget for that or CIF

Enrolment

SCHOOLS	19/20 ACTUAL		18/19 ACTUAL		Difference from 18/19 to 19/20 ACTUAL	Actual Difference from Projected
	Enrolment #	Total	Enrolment #	Total	Increase/ (Decrease)	Increase/ (Decrease)
Prairie Christian Academy (Gr. K-12)	288.50		273.00		15.50	13.00
Three Hills School (Gr. K-12)	466.50		445.50		21.00	22.50
Trochu Valley School (Gr. K-12)	255.50		249.50		6.00	7.50
Sub Total		1,010.50		968.00	42.50	43.00
Acme School (Gr. K-6, 10-12)	191.00		193.50		(2.50)	(1.50)
Carbon School (Gr. K-9)	66.50		78.00		(11.50)	(0.50)
Dr. Elliott Community School (Gr. K-9)	182.50		187.00		(4.50)	(8.50)
Sub Total		440.00		458.50	(18.50)	(10.50)
Drumheller Valley Secondary School (Gr. 7-12)	436.00		432.00		4.00	39.00
Greentree Elementary School (Gr. K-6)	334.50		347.00		(12.50)	(10.00)
Sub Total		770.50		779.00	(8.50)	29.00
Ecole Brentwood Elementary School (Gr. K-6)	262.00		278.50		(16.50)	5.50
Crowther Memorial Junior High (Gr. 7-9)	514.00		575.00		(61.00)	8.00
George Freeman School (Gr. K-9)	327.00		207.00		120.00	24.00
Strathmore High School (Gr. 10-12)	592.00		569.00		23.00	21.00
Trinity Christian Academy (Gr. K-9)	171.00		182.00		(11.00)	(9.50)
Westmount Elementary School (Gr. K-6)	365.00		364.50		0.50	24.50
Wheatland Elementary School (Gr. K-6)	332.50		343.00		(10.50)	9.50
Sub Total		2,563.50		2,519.00	44.50	83.00
Carseland School (Gr. K-6)	55.00		61.00		(6.00)	(2.00)
Wheatland Crossing School (Gr. K-12)	355.00		355.00		0.00	(8.00)
		410.00		416.00	0.00	(10.00)
TOTAL	5,194.50	5,194.50	5,140.50	5,140.50	60.00	134.50

Siksika Students	# Students
Carseland School	20
Crowther Memorial Junior High	41
Strathmore High School	35
Westmount Elementary	30
Wheatland Crossing	29
Siksika Total FTE	155

International Students (ISS)	# Students
Acme School	1.50
Crowther Memorial Junior High	20.50
Drumheller Valley Secondary School	64.85
George Freeman School	2.00
Prairie Christian Academy	39.00
Strathmore High School	104.40
Three Hills School	20.25
Westmount School	1.00
Wheatland Crossing	11.20
ISS Total FTE	264.70
ISS Total Headcount	287

\$950K

Facilities & Student Transportation

Deficit Information

Area	Projected 2019/2020	Actual 2018/2019
Facilities	(\$1,553,630)	(\$798,697)
Transportation	(\$292,024)	(\$296,953)

Plant Operations & Maintenance

19/20 – 65% School Utilization

- **Building Insurance** – almost \$1M more

Transportation

19/20

- Improved efficiencies in bus service
- Insurance
- Repairs & Maintenance – cooler issues

Projected Deficits for 19/20

Plant Operations & Maintenance

Transportation

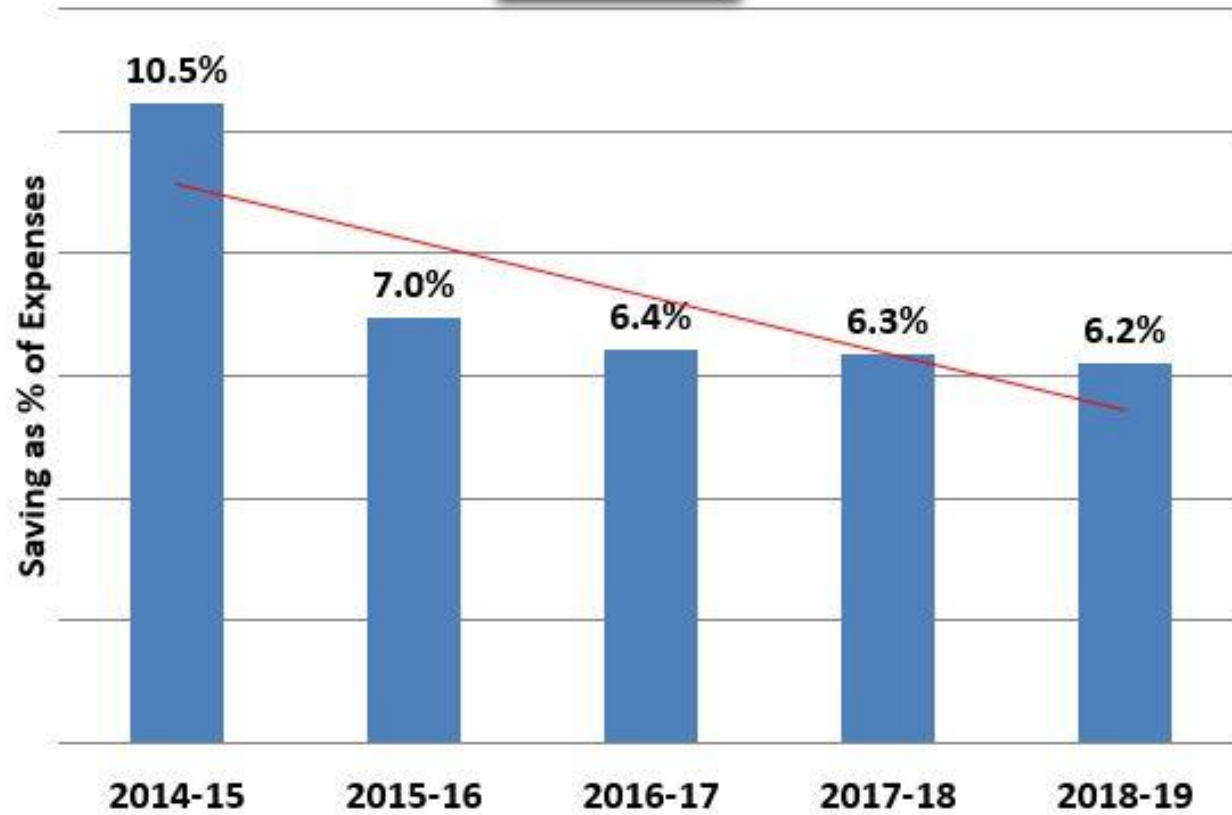
Schools/Depts - don't use up savings as next year will incur more cuts

Total Deficit - \$1.8M

Overall Budget Information

- \$90 Million Dollar Budget
- Estimate use of \$1,800,000 of Savings (\$1M for insurance)
- Enrolment is up for Provincial Students
- POM & Transportation still running deficits

**Savings
5 Year History**



	2018-19		
Fiscal Year Ended	Operating Reserves (\$)	Expenses	%
2014-15	8,545,633	81,629,020	10.5%
2015-16	5,856,387	84,196,026	7.0%
2016-17	5,425,315	84,375,644	6.4%
2017-18	5,452,312	85,910,450	6.3%
2018-19	5,485,539	88,614,747	6.2%

Accumulated Operating Surplus

Savings are expected to decline in 20/21 to manage anticipated reductions (5%)

- Prior Year Carry Forwards
- School Generated Funds
- Evergreen Savings
- Capital Reserve



Final Take Away

One of
Strengths **LOCAL
AUTONOMY**



Budget 19/20


1. Enrolment is up both from projected and actual - \$1M - positive impact
2. Reductions estimated in Spring (2%) - very close to accurate
3. Facilities and Maintenance & Transportation - Continued Deficits
 - Insurance tripled - cost is now \$1.5M versus 500K.....
 - exploring options

Funding - driven by enrolment

Expenditures - driven by staffing decisions

BUDGET 20/21.....

**KEEP RESOURCES IN
THE CLASSROOM**



Provincial Landscape - Auditor General Report

Audit Findings by Auditor General

Financial Reporting & Governance

Internal Controls

Information Technology

Golden Hills has had no issues for the last 6 years.



Description	Provincial Landscape - # of Boards that had Issues
Board Oversight	8%
Budget Process	8%
Review of Financial Info	16%
Timeliness of Recording Financial Information	2%
Personnel and staff shortages	3%
Internal Controls	8%
Cash Management	7%
GST	7%
Payroll	28%
Policies and Procedures	8%
Purchases	21%
Segregation of Duties	15%
School Generated Funds	7%
Computer Security	7%
Change Management	5%

Golden Hills had a clean management letter - no issues

Golden Hills School Division

BUDGET 19/20
INFOGRAPH



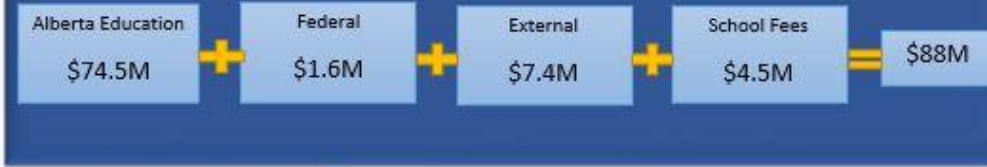
Fall Submission

Total Budget ALL Funds \$90M
Includes using Savings of \$1.8M

MOTTO: *Powering Hope and Possibilities*

MISSION: Intentionally maximizing learning for all

VISION: Inspiring confident, connected, caring citizens of the world



SALARIES & BENEFITS

Teachers	Support Staff
\$47,153,019	\$16,546,022
52%	18%

PROGRAM SUMMARY



Instructional Services	\$63,551,243
Facilities & Maintenance	\$13,082,919
Student Transportation	\$ 4,053,510
Administration	\$ 2,889,273
External Services	\$ 6,730,425

CONTRACTED SERVICES

\$20,735,134

23%

AMORTIZATION

\$5,873,197

7%

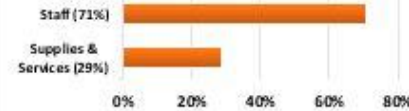
GHSD STAFFING (FTE)

Teachers - 380

Support Staff - 334

Total Staff - 714

Staff & Supplies Expense Comparison



TOTAL EXPENDITURES
\$90,307,370

Provincial Students - 6,700

Federal Students - 155

International Students - 300

