

Powering hope
and
Possibilities

Golden Hills School Division

Inspiring Confident, Connected, Caring Citizens of the World

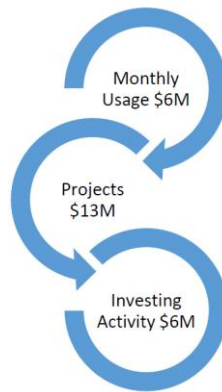


Quick Facts – Audit 2016/2017

Auditors 16/17



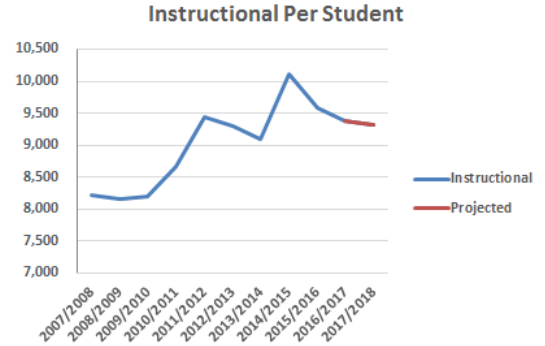
Cash Flow



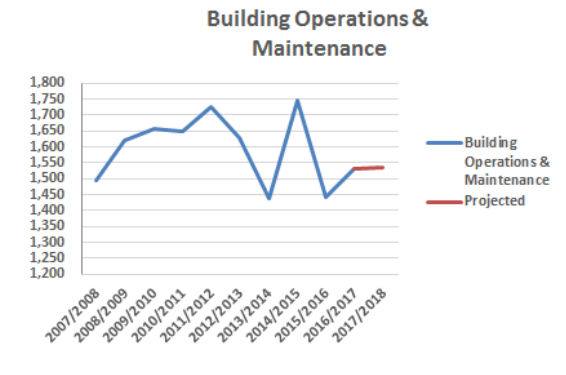
Annual Deficits

		Projected
Overall	\$(522,571)	\$(2,089,939)
Transportation	\$(523,572)	\$(378,568)
Facilities	\$(505,178)	\$(711,371)

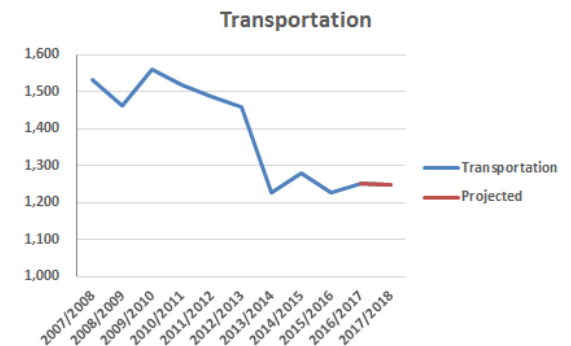
Per Student Funding Reductions



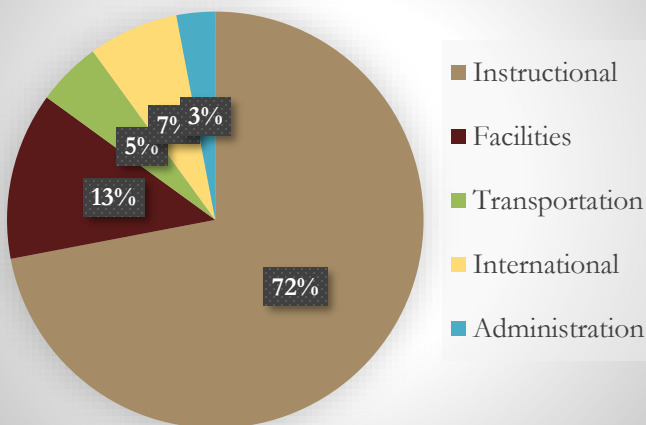
Building Operations funding is declining – cuts would create issues with safety and cleanliness.



Transportation funding is declining – cuts would create unreasonable ride times.



Areas \$ are Spent



Funding Sources

Provincial Government	87.0%
Federal Government	2.0%
External Services	5.0%
School Fees, SGF and Other Revenue	6.0%
	100.0%

Golden Hills Commits to:

- ✓ Provide the best education for our students
- ✓ Respond to parents and students
- ✓ Make local decisions for local needs