



# ANNUAL EDUCATION RESULTS REPORT

2021  
2022

*Powering Hope and Possibilities*



# Annual Education Results Report

Each and every year, all of our schools in Golden Hills, along with our staff, work hard to improve our schools and learning environments to create valuable educational opportunities for our students.

We take the feedback from teachers, staff and parents, as well as our achievement results and use that critical information to report to our school communities and develop a plan to move forward. On the following pages, you will find our Annual Education Results Report for the 2021/2022 school year.



# Board of Trustees

---



## Golden Hills School Division Board of Trustees

Back Row (left to right): Justin Bolin - Ward 3, James Northcott - Ward 2, Barry Kletke - Ward 1  
Front Row (left to right): Rob Pirie - Ward 4, Board Chair Laurie Huntley - Ward 5, Jennifer Mertz - Ward 4

We want every one of our schools to be the first choice for parents and students in their communities. Our staff has worked hard to provide innovative, caring and creative learning environments across all of our schools. We are proud of the work and we are also very proud of our hard working and dedicated schools.

*Laurie Huntley  
Board Chair*



## About Our Division

---

Golden Hills School Division is one of the largest employers in rural mid-eastern Alberta. The Division employs approximately 900 people, including bus drivers, maintenance workers, support staff, caretakers, teachers and others. We are all dedicated to supporting student learning in the classroom.

We value our diverse environments and the communities we are part of that are rich with culture and educational opportunities.

## Accountability Statement

---

The Annual Education Results Report for the 2021-2022 school year and the Three-Year Education Plan commencing September 6, 2022 for Golden Hills School Division were prepared under the direction of the Board in accordance with its responsibilities under the School Act and the Fiscal Planning and Transparency Act. This document was developed in the context of the provincial government's business and fiscal plans. The Board has used the results reported in the document, to the best of its abilities, to develop the education plan and is committed to implementing the strategies contained within the plan to improve student learning and results.

The Board approved this combined Annual Education Results Report for the 2021/2022 school year on January 24, 2023.

  
Board Chair

# Our Schools

Golden Hills has 15 regular schools, two Christian alternative schools, two virtual schools, three outreach schools, 19 Hutterite schools and an international program with 250 students from 30 countries.

The communities we work with consist of numerous farms and acreages, Siksika Nation, as well as local towns, villages and countries around the world. Golden Hills is a global community.

## By Geographic Area

### ACME/CARBON/LINDEN

- Acme School
- Carbon School
- Dr. Elliott School

### THREE HILLS

- Three Hills School
- Prairie Christian Academy\*

### TROCHU

- Trochu Valley School

### EAST WHEATLAND

- Wheatland Crossing School

### VIRTUAL

- Golden Hills Learning Academy
- NorthStar Academy

### STRATHMORE

- Anchors Outreach ^
- École Brentwood Elementary
- Carseland School
- Crowther Memorial Junior High School
- George Freeman School
- Strathmore High School
- Strathmore Storefront School ^
- Trinity Christian Academy\*
- Westmount School
- Wheatland Elementary School

### DRUMHELLER

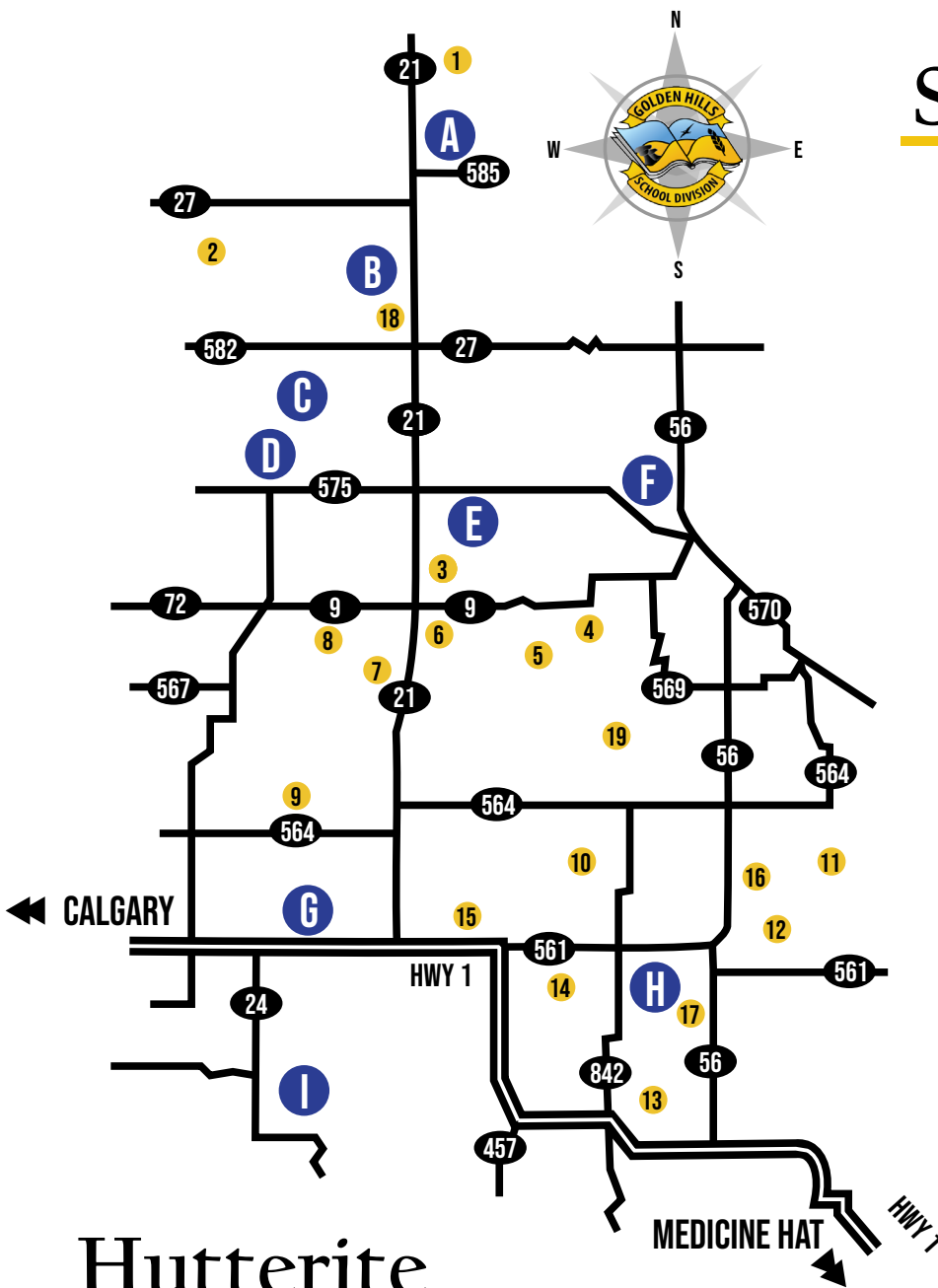
- Drumheller Valley Secondary School
- Drumheller Outreach ^
- Greentree Elementary School

\* Christian Schools  
^ Outreach Schools

### HUTTERITE COLONY SCHOOLS

- Huxley Colony School
- Valley View Colony School
- Bristestone Colony School
- Rosebud Creek Colony School
- Sayre Colony School
- Rosebud River Colony School
- Hines Colony School
- Sandhills Colony School
- Mountainview Colony School
- Poplar Row Colony School
- Crawling Valley Colony School
- Rising Sun Colony School
- Towers Colony School
- Twin Creeks Colony School
- Glenrose Colony School
- Wintering Hills Colony School
- Green Acres Colony School
- Three Hills Colony School
- Country Hills Colony School

# Schools



- A** Trochu  
Trochu Valley
- B** Three Hills  
Prairie Christian Academy  
Three Hills
- C** Linden  
Dr. Elliott
- D** Acme  
Acme
- E** Carbon  
Carbon
- F** Drumheller  
Drumheller Outreach  
Drumheller Valley Secondary  
Greentree Elementary
- G** Strathmore  
Anchors Outreach  
École Brentwood Elementary  
Crowther Memorial Junior High  
George Freeman  
Golden Hills Learning Academy  
Strathmore High  
Strathmore Storefront  
Trinity Christian Academy  
Westmount  
Wheatland Elementary
- H** Wheatland Crossing  
Wheatland Crossing
- I** Carseland  
Carseland
- NorthStar Academy

## Hutterite

- 1** Huxley Colony  
Huxley
- 2** Torrington Colony  
Valley View
- 3** Britestone Colony  
Britestone
- 4** Hillview Colony  
Rosebud Creek
- 5** Rosebud Colony  
Sayre
- 6** Springvale Colony  
Rosebud River
- 7** Stahlville Colony  
Hines
- 8** Sandhills Colony  
Sandhills
- 9** Mountainview Colony  
Mountainview
- 10** Standard Colony  
Poplar Row
- 11** Ridgeland Colony  
Crawling Valley
- 12** Sunshine Colony  
Rising Sun
- 13** Cluny Colony  
Towers
- 14** Twin Creeks Colony  
Twin Creeks
- 15** Wheatland Colony  
Glenrose
- 16** Wintering Hills Colony  
Wintering Hills
- 17** Green Acres Colony  
Green Acres
- 18** Three Hills Colony  
Three Hills
- 19** Midwest Colony  
Country Hills



# *Students*

9500

Kindergarten to  
Gr. 12 in person and  
online

250

International

155

Siksika First Nations



# Programming in Golden Hills

Golden Hills School Division is proud to offer outstanding programs and school choices for students and parents, by providing a variety of program options. By using an innovative approach to student instruction and student engagement, we complement our excellent academic preparation with valuable opportunities in areas such as...

## 1. Foundational Skills

Literacy, Numeracy and Technology \* Early Literacy Intervention \* Leveled Literacy Intervention \* Early Numeracy Intervention

## 2. Critical Skills

Creativity \* Communication \* Citizenship \* Critical Thinking \* Collaboration

## 3. Science & Technology

STEAM/STEM \* Media \* Computer Programming \* Robotics \* 3D Design

## 4. Arts

Fine Arts \* Theatre

## 5. Languages

English as a Second Language \* French Immersion \* Second Languages



## 6. Athletics

Outstanding athletics facilities support our athletes and promote a healthy lifestyle. Facilities include the hockey rink, the soccer/baseball field, and the Strathmore Motors Sportsplex.

## 7. Career Advancement

Registered Apprenticeship Programming \* Counselling \* Post-Secondary and Work Partnerships

## 8. Student and Family Support

Early Childhood Services at four of our elementary schools \* Family School Community Resource Programs \* Learning Support Programs

## 9. Specialized Programs

Advanced Placement \* Honours Programs \* Student Leadership Development \* Dual Credit Programs

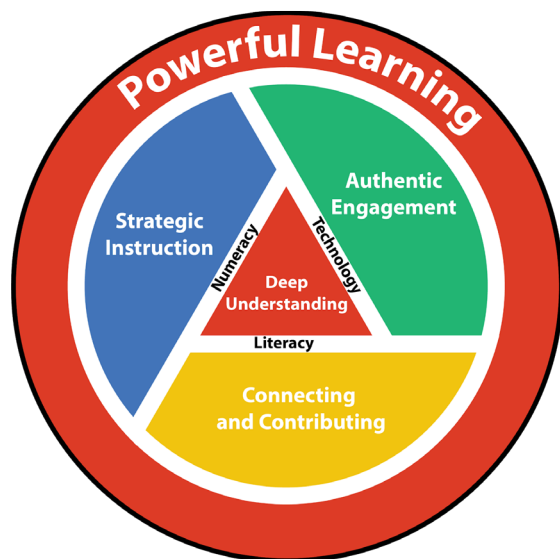




# Our Vision for Powerful Learning & Student Success

Our students and their learning are our number one priority. In the past, students have been asked to memorize and repeat information. In our world today, this is no longer enough. Students still need foundational skills, but just as importantly, they need the ability to think critically and creatively to communicate effectively and work together, using innovation to have a positive impact on the world around us.

Classrooms that engage students and involve them in real life problems and projects give our students the best opportunities to develop those skills. Powerful Learning is an evidence-based framework based on the best research that maximizes the opportunities for deep understanding for our students. By incorporating Powerful Learning into our classrooms, every day, our teachers and staff work to support deep understanding and the development of those necessary skills for success beyond the classroom. Golden Hills is working hard to power hope and possibilities, as we nurture the leaders of tomorrow.



## Connect with Us!



Golden Hills has launched our Powerful Learning website and Facebook to share our Powerful Learning stories with our communities of parents and educators.

Click on the icons to connect with us!

# Planning and Priorities

## ASSURANCE MODEL

School jurisdictions have greater flexibility in responding to the needs and priorities of their local community while still maintaining provincial standards. Jurisdictions are expected to have a strong stakeholder engagement process to inform local priorities and use this to shape their planning and reporting.

## STAKEHOLDER ENGAGEMENT

During the 2021-2022 School Year, Golden Hills stakeholder engagement has included:

- Multiple school council representative meetings with the Board of Trustees
- The Board requests feedback from parents on the school relaunch planning prior to implantation
- Trustees attending portions of regular local school council meetings to receive ongoing feedback
- Connecting meetings with Sr. Administration and School Administration (weekly/biweekly/monthly)
- Regular Sr. Administration meetings with Siksika Elders and the Elder Advisor to the Board, Clarence Wolfleg Sr.
- Continued communication with families throughout transitional periods:
  - Collecting feedback from families on the transitions of the usage of masks in schools

These stakeholder engagements sessions has allowed Golden Hills to focus on a review of our key priorities.

## KEY PRIORITIES

For the 2022/2023 school year Golden Hills will continue to focus on the following as our key priorities in our Assurance Framework:

**Goal 1: Every Student is Successful**

**Goal 2: First Nations, Métis and Inuit Students are Successful**

**Goal 3: Literacy and Numeracy Success for all Learners**



# Combined 2022 Assurance Domains Overall Summary (Fall 2022)

Assurance Domain	Measure	GHSD			Alberta			Measure Evaluation		
		Current Result	Previous Year Result	Previous 3 Yr Avg	Current Result	Previous Year Result	Previous 3 Yr Avg	Achievement	Improvement	Overall
Student Growth and Achievement	Student Learning Engagement	<b>83.8</b>	85.1	n/a	<b>85.1</b>	85.6	n/a	n/a	n/a	n/a
	Citizenship	<b>80.4</b>	83.0	84.1	<b>81.4</b>	83.2	83.1	High	Declined Significantly	Issue
	3-year High School Completion	<b>82.5</b>	84.1	80.0	<b>83.2</b>	83.4	81.1	Intermediate	Maintained	Acceptable
	4-year High School Completion	<b>88.9</b>	83.3	83.9	<b>87.1</b>	85.0	84.1	High	Improved Significantly	Good
	5-year High School Completion	<b>85.6</b>	86.0	85.6	<b>87.1</b>	86.2	85.6	Intermediate	Maintained	Acceptable
	PAT: Acceptable	57.1	n/a	69.9	67.3	n/a	73.8	n/a	n/a	n/a
	PAT: Excellence	11.4	n/a	15.7	18.0	n/a	20.6	n/a	n/a	n/a
	*Diploma: Acceptable	75.0	n/a	78.7	75.2	n/a	83.6	n/a	n/a	n/a
	*Diploma: Excellence	17.9	n/a	17.0	18.2	n/a	24.0	n/a	n/a	n/a
Teaching & Leading	Education Quality	<b>88.0</b>	89.9	91.8	<b>89.0</b>	89.6	90.3	High	Declined Significantly	Issue
Learning Supports	Welcoming, Caring, Respectful and Safe Learning Environments (WCRSLE)	<b>85.9</b>	87.7	n/a	<b>86.1</b>	87.8	n/a	n/a	n/a	n/a
	Access to Supports and Services	<b>79.3</b>	81.8	n/a	<b>81.6</b>	82.6	n/a	n/a	n/a	n/a
Governance	Parental Involvement	<b>75.6</b>	75.9	81.5	<b>78.8</b>	79.5	81.5	Intermediate	Declined Significantly	Issue

\* Due to the extraordinary number of out of district students' data has been disaggregated to show the in-district students. Diploma results including local and out of district students are: 65.2% Acceptable Standard and 10.2% Standard of Excellence.

Providing the best educational experience and best opportunities for success means supporting our leaders in our schools and in our classrooms. District-wide systems and support to ensure Powerful Learning in our classrooms include collaborative job-embedded teams of teachers, instructional coach supports, collaborative leadership development and local decision making. Teachers and school administrators who are well prepared and well supported do their best work in support of student success in classrooms.

# Golden Hills Goals

GOAL

## EVERY STUDENT IS SUCCESSFUL

SUPPLEMENTAL ALBERTA ASSURANCE MEASURES - OVERALL SUMMARY (FALL 2022)									
Measures	GHSD			Alberta			Measure Evaluation		
	Current Result	Previous Year Result	Previous 3 Yr Avg	Current Result	Previous Year Result	Previous 3 Yr Avg	Achievement	Improvement	Overall
Diploma Exam Participation Rate (4+ Exams)	n/a	na/a	45.9	n/a	n/a	56.4	n/a	n/a	n/a
Drop Out Rate	2.7	3.3	3.2	2.3	2.6	2.6	Very High	Maintained	Excellent
In-Service Jurisdiction Needs	90.4	89.0	90.5	83.7	84.9	85.1	High	Maintained	Good
Lifelong Learning	81.2	82.9	74.1	81.0	82.1	72.0	High	Improved Significantly	Good
Program of Studies	81.2	82.1	81.1	82.9	81.9	82.3	High	Maintained	Good
Program of Studies- At Risk Students	79.0	81.9	85.4	81.9	82.7	84.8	Very Low	Decline Significantly	Concern
Rutherford Scholarship Eligibility Rate	75.6	73.3	71.5	70.2	68.0	66.4	Very High	Improved	Excellent
Safe and Caring	88.8	90.0	90.3	88.8	90.0	89.2	Very High	Declined	Good
Satisfaction with Program Access	72.8	73.2	76.6	72.6	71.8	74.1	Intermediate	Decline Significantly	Issue
School Improvement	73.5	82.6	84.5	74.2	81.4	81.3	Intermediate	Decline Significantly	Issue
Transition Rate (6 yr)	53.8	50.2	52.7	60.3	60.0	59.8	Intermediate	Maintained	Acceptable
Work Preparation	83.6	84.0	86.0	84.9	85.7	83.5	High	Declined	Acceptable



# 1 GOAL EVERY STUDENT IS SUCCESSFUL

STUDENT LEARNING ENGAGEMENT												
Percentage of teachers, parents and students who agree that students are engaged in their learning at school.	Results (%)					Target	Evaluation			Target		
	2018	2019	2020	2021	2022	2022	Achievement	Improvement	Overall	2023	2024	2025
Overall	n/a	n/a	n/a	85.1	83.8	85	n/a	n/a	n/a	87	88	89
Parent	n/a	n/a	n/a	87.6	85.4	85	n/a	n/a	n/a	86	87	88
Student	n/a	n/a	n/a	70.4	69.4	75	n/a	n/a	n/a	78	79	80
Teacher	n/a	n/a	n/a	97.2	96.7	95	n/a	n/a	n/a	97	98	98

EDUCATION QUALITY												
Percentage of teachers, parents and students satisfied with the overall quality of basic education.	Results (%)					Target	Evaluation			Target		
	2018	2019	2020	2021	2022	2022	Achievement	Improvement	Overall	2023	2024	2025
Overall	92.0	92.1	91.4	89.9	88.0	89	High	Declined Significantly	Issue	90	91	92
Parent	87.8	88.7	86.6	86.2	82.4	85	High	Declined	Acceptable	86	87	88
Student	90.3	89.6	89.8	86.3	84.3	85	Intermediate	Declined Significantly	Issue	87	88	89
Teacher	97.8	98.1	97.8	97.3	97.2	97	High	Maintained	Good	97	98	98



# 1 GOAL

# EVERY STUDENT IS SUCCESSFUL

PARENTAL INVOLVEMENT												
Percentage of teachers and parents satisfied with parental involvement in decisions about their child's education.	Results (%)					Target	Evaluation			Target		
	2018	2019	2020	2021	2022	2022	Achievement	Improvement	Overall	2023	2024	2025
Overall	81.6	82.5	80.5	75.9	75.6	78	Intermediate	Declined Significantly	Issue	80	82	84
Parent	73.1	72.8	70.7	63.8	67.1	70	Intermediate	Declined	Issue	72	74	76
Teacher	90.0	92.1	90.2	88.1	84.2	85	Low	Declined Significantly	Concern	88	90	92

CITIZENSHIP												
Percentage of teachers, parents and students who are satisfied that students model characteristics of active citizenship.	Results (%)					Target	Evaluation			Target		
	2018	2019	2020	2021	2022	2022	Achievement	Improvement	Overall	2023	2024	2025
Overall	85.6	84.8	83.3	83.0	80.4	83	High	Declined Significantly	Issue	84	85	86
Parent	82.1	82.9	79.0	80.2	75.1	80	High	Declined	Acceptable	83	84	85
Student	77.9	75.9	76.1	74.0	71.7	75	High	Declined Significantly	Issue	75	76	77
Teacher	96.7	95.6	94.9	94.9	94.5	95	Very High	Maintained	Excellent	95	96	97

HIGH SCHOOL COMPLETION RATES										
	Results (%)				Evaluation			Target		
	2018	2019	2020	2021	Achievement	Improvement	Overall	2022	2023	2024
3 Year Completion	76.9	78.9	84.1	82.5	Intermediate	Maintained	Acceptable	83	84	86
4 Year Completion	83.8	84.8	83.3	88.9	High	Improved Significantly	Good	84	85	86
5 Year Completion	84.1	86.6	86.0	85.6	Intermediate	Maintained	Acceptable	86	87	88

# 1 GOAL EVERY STUDENT IS SUCCESSFUL

WELCOMING, CARING, RESPECTFUL AND SAFE LEARNING ENVIRONMENT												
Percentage of teachers, parents and students who agree that their learning environments are welcoming, caring, respectful and safe.	Results (%)					Target	Evaluation			Target		
	2018	2019	2020	2021	2022	2022	Achievement	Improvement	Overall	2023	2024	2025
Overall	n/a	n/a	n/a	87.7	85.9	86	n/a	n/a	n/a	87	88	89
Parent	n/a	n/a	n/a	88.2	84.5	85	n/a	n/a	n/a	86	88	89
Student	n/a	n/a	n/a	78.8	76.7	77	n/a	n/a	n/a	78	79	80
Teacher	n/a	n/a	n/a	96.1	96.3	97	n/a	n/a	n/a	97	97	98

## OUR RESULTS

Golden Hills ensures our instruction is up-to-date and that we incorporate technologies and resources that prepare our students for work and life after school.

We are constantly improving the ways we teach our students by implementing high-yield evidence-based strategies.

Our teachers, instructional coaches and leaders are constantly looking for the most engaging ways to teach our students and to set them up for deep learning which will transfer between the classroom and community.



# Combined 2022 Assurance Domains FNMI Summary (Fall 2022)

Assurance Domain	Measure	GHSD (FMNI)			Alberta (FMNI)			Measure Evaluation		
		Current Result	Previous Year Result	Previous 3 Yr Avg	Current Result	Previous Year Result	Previous 3 Yr Avg	Achievement	Improvement	Overall
Student Growth and Achievement	Student Learning Engagement	n/a	n/a	n/a	n/a	n/a	n/a	n/a	n/a	n/a
	Citizenship	n/a	n/a	n/a	n/a	n/a	n/a	n/a	n/a	n/a
	3-year High School Completion	<b>64.4</b>	78.8	74.1	<b>68.0</b>	68.1	65.8	Very Low	Maintained	Concern
	5-year High School Completion	<b>96.8</b>	72.3	79.8	<b>68.0</b>	68.1	65.8	Very High	Improved	Excellent
	PAT: Acceptable	<b>45.8</b>	n/a	56.3	<b>46.4</b>	n/a	54.0	n/a/6.8	n/a	n/a
	PAT: Excellence	<b>11.3</b>	n/a	8.7	<b>6.4</b>	n/a	7.4	n/a	n/a	n/a
	Diploma: Acceptable	<b>72.2</b>	n/a	72.9	<b>68.7</b>	n/a	77.2	n/a	n/a	n/a
	Diploma: Excellence	<b>5.6</b>	n/a	12.9	<b>8.5</b>	n/a	11.4	n/a	n/a	n/a
Teaching & Leading	Education Quality	n/a	n/a	n/a	n/a	n/a	n/a	n/a	n/a	n/a
Learning Supports	Welcoming, Caring, Respectful and Safe Learning Environments (WCRSLE)	n/a	n/a	n/a	n/a	n/a	n/a	n/a	n/a	n/a
	Access to Supports and Services	n/a	n/a	n/a	n/a	n/a	n/a	n/a	n/a	n/a
Governance	Parental Involvement	n/a	n/a	n/a	n/a	n/a	n/a	n/a	n/a	n/a





# GOAL 2

## FIRST NATIONS, MÉTIS AND INUIT STUDENTS ARE SUCCESSFUL

ALBERTA EDUCATION PERFORMANCE MEASURES - OVERALL SUMMARY (FALL 2022)									
Measures	GHSD			Alberta			Measure Evaluation		
	Current Result	Previous Year Result	Previous 3 Yr Avg	Current Result	Previous Year Result	Previous 3 Yr Avg	Achievement	Improvement	Overall
Diploma Exam Participation Rate (4+ Exams)	n/a	n/a	28.3	n/a	n/a	24.6	n/a	n/a	n/a
Drop Out Rate	2.0	2.9	3.7	4.9	5.0	5.3	Very High	Maintained	Excellent
Rutherford Scholarship Eligibility Rate	61.7	52.5	47.4	41.1	39.5	38.6	Intermediate	Improved	Good
Transition Rate (6 yr)	37.3	46.4	42.5	37.7	35.7	34.9	Low	Maintained	Issue

### OUR RELATIONSHIPS

Golden Hills partners with the Siksika Board of Education through an Educational Service Agreement that supports 155 Siksika students in our schools. Golden Hills School Division is also proud to have 296 self-declared First Nations, Métis and Inuit students across our school division. In addition to strong relationships with our students and families, we also appreciate the excellent partnership, collaboration and support with Siksika parents, Board and Council leadership and the Siksika elders who work closely with us.

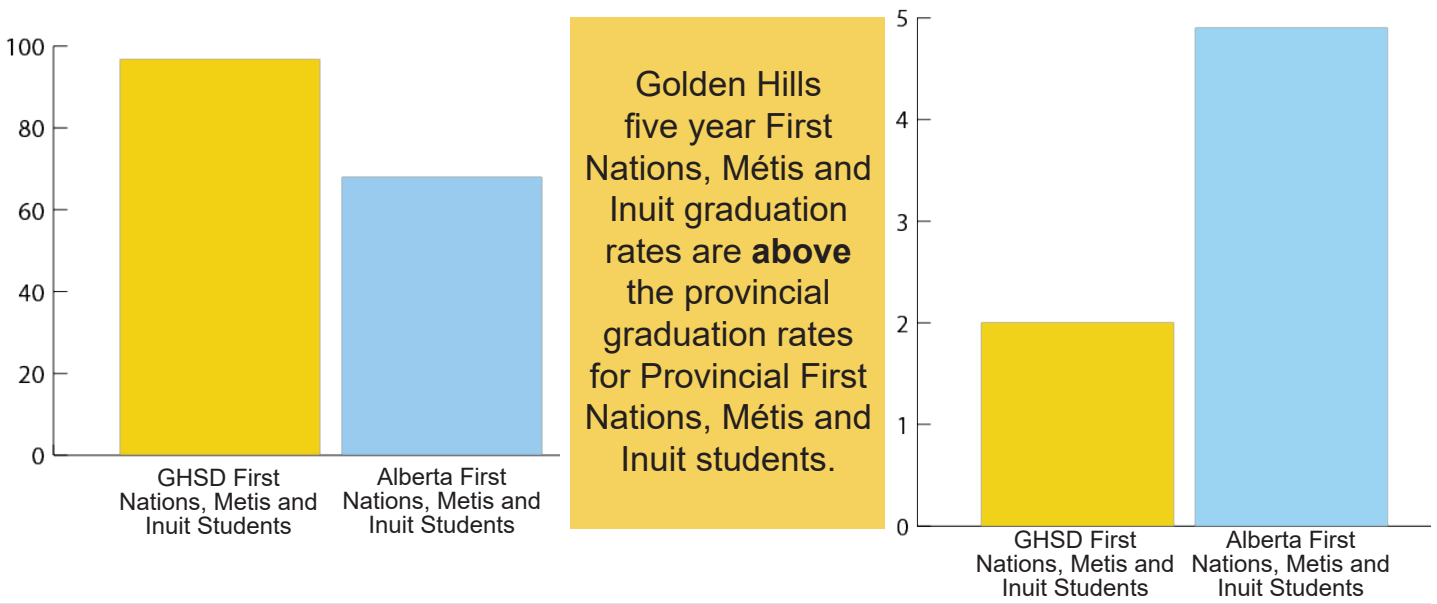


# GOAL 2

## FIRST NATIONS, MÉTIS AND INUIT STUDENTS ARE SUCCESSFUL

### 5 YR HIGH SCHOOL COMPLETION RATES

### 2022 HIGH SCHOOL DROP OUR RATES



## CULTURAL OPPORTUNITIES

Our schools create inclusive and safe spaces for all. Our teachers infuse First Nations, Métis and Inuit culture within various curriculum areas and the school environment. We also provide Blackfoot language instruction, hold cultural events, such as pow wows, and blanket exercises, organize cultural field trips, and host guest speakers, providing a plethora of cultural opportunities at our schools.

## OUR RESULTS

Our staff offers early and late targeted intervention in numeracy and literacy skills and social emotional supports to ensure a stronger foundation for future learning.

The goals of our First Nations Liaisons are to enrich the educational experiences of all of our students and to support the students and families of Siksika Nation. Some of the areas of support are educational achievement, attendance, high school graduation planning, and culture.

Our Division continues to play an active role in developing cultural awareness. Our district focus group strives to gather and implement best practices in First Nations, Métis and Inuit education across the system. Furthermore, our teachers and leaders engage in numerous professional development opportunities and work towards increasing their foundational knowledge of First Nations, Métis and Inuit culture, in order to foster an informed and culturally aware learning environment for our students.



# LITERACY AND NUMERACY SUCCESS FOR ALL LEARNERS

ACCESS TO SUPPORTS AND SERVICES												
Percentage of teachers, parents and students who agree that students have access to the appropriate supports and services at school.	Results (%)					Target	Evaluation			Target		
	2018	2019	2020	2021	2022	2022	Achievement	Improvement	Overall	2023	2024	2025
Overall	n/a	n/a	n/a	81.8	79.3	82	n/a	n/a	n/a	83	84	85
Parent	n/a	n/a	n/a	76.3	71.0	75	n/a	n/a	n/a	80	81	82
Student	n/a	n/a	n/a	78.8	77.5	80	n/a	n/a	n/a	80	81	82
Teacher	n/a	n/a	n/a	90.2	89.3	90	n/a	n/a	n/a	90	91	92

ALBERTA EDUCATION ASSURANCE MEASURES: ESL											
Assurance Domain	Measure	GHSD (ESL)			Alberta (ESL)			Measure Evaluation			
		Current Result	Previous Year Result	Previous 3 Yr Avg	Current Result	Previous Year Result	Previous 3 Yr Avg	Achievement	Improvement	Overall	
Student Growth and Achievement	Student Learning Engagement	n/a	n/a	n/a	n/a	n/a	n/a	n/a	n/a	n/a	
	Citizenship	n/a	n/a	n/a	n/a	n/a	n/a	n/a	n/a	n/a	
	3-year High School Completion	<b>100.0</b>	91.2	81.6	<b>78.5</b>	78.7	76.0	Very High	Improved	Excellent	
	5-year High School Completion	<b>91.2</b>	66.3	73.8	<b>86.1</b>	86.9	85.9	High	Improved	Good	
	PAT: Acceptable	<b>53.6</b>	n/a	66.0	<b>65.8</b>	n/a	70.2	n/a	n/a	n/a	
	PAT: Excellence	<b>8.0</b>	n/a	8.8	<b>15.2</b>	n/a	16.4	n/a	n/a	n/a	
	Diploma: Acceptable	<b>37.5</b>	n/a	75.5	<b>59.0</b>	n/a	72.5	n/a	n/a	n/a	
	Diploma: Excellence	<b>3.1</b>	n/a	18.4	<b>10.8</b>	n/a	15.3	n/a	n/a	n/a	
Teaching & Leading	Education Quality	n/a	n/a	n/a	n/a	n/a	n/a	n/a	n/a	n/a	
Learning Supports	Welcoming, Caring, Respectful and Safe Learning Environments (WCRSLE)	n/a	n/a	n/a	n/a	n/a	n/a	n/a	n/a	n/a	
	Access to Supports and Services	n/a	n/a	n/a	n/a	n/a	n/a	n/a	n/a	n/a	
Governance	Parental Involvement	n/a	n/a	n/a	n/a	n/a	n/a	n/a	n/a	n/a	

## OUR RESULTS

Golden Hills School Division (GHSD) offers early intervention supports in literacy and numeracy. GHSD continues to track division data over time and compile yearly results from the Early Literacy and Early Numeracy teams.

Powerful Learning continues to be used to focus on individual student success with tailored program, while offering support for all students.

# Financial Information

## REVENUES

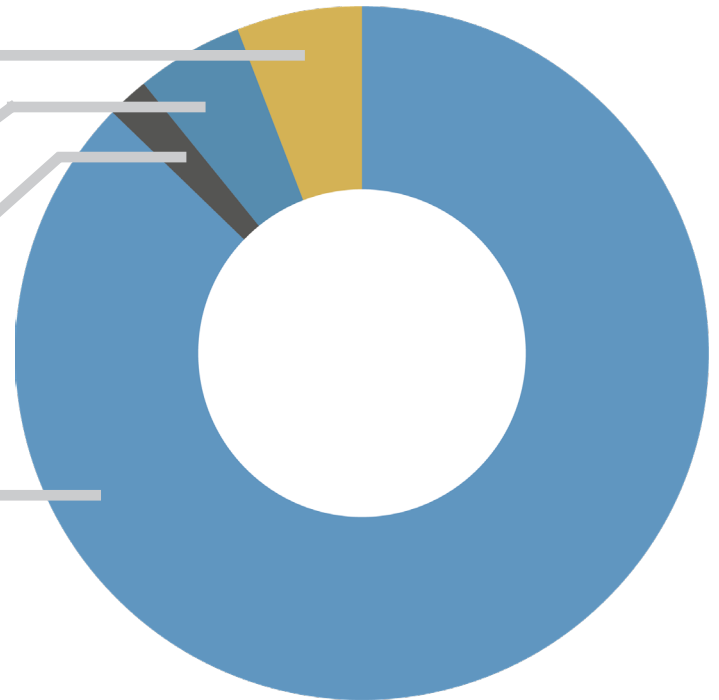
### AUDITED FINANCIAL STATEMENT 2021/2022 \$91.8M

**6%** School fees, school-generated funds & other revenue

**6%** International Student Services

**2%** Local Education Service Agreement

**86%** Provincial Government



## EXPENDITURES

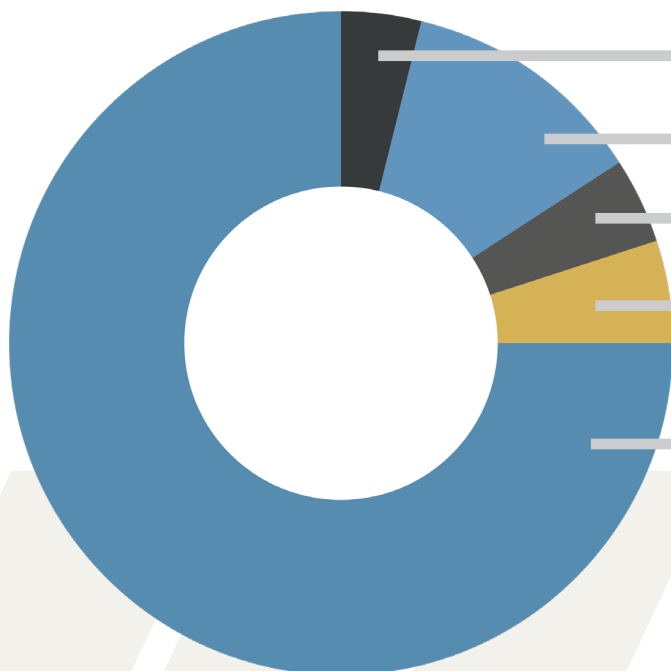
**3.5%** Administration

**13%** Facilities and Maintenance

**5%** Student Transportation

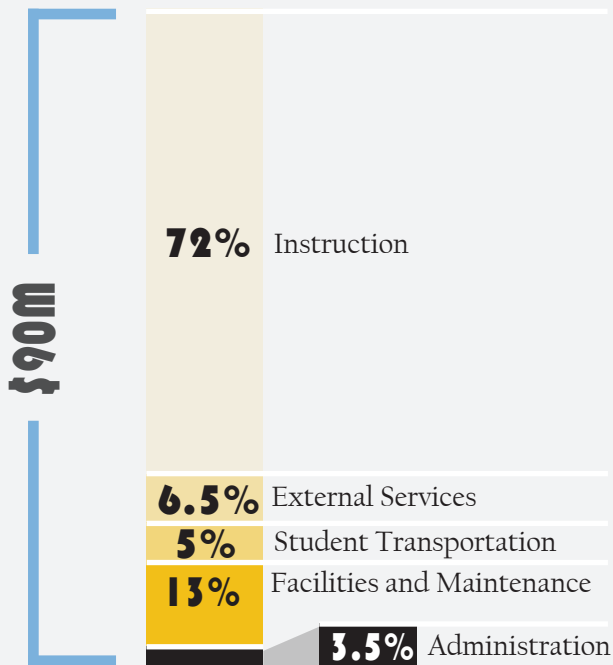
**6.5%** External Services

**72%** Instruction



## BUDGET 2022/2023

### WHERE WILL THE \$90M GO?



### LEARN MORE...

For additional financial information, please review our

- Audited Financial Statements: <https://www.ghsd75.ca/download/349689>

This includes more specific information as well as school generated funds.

- Budget Documents: <https://www.ghsd75.ca/download/353616>

For more information about Finance or Budget please contact Tahra Sabir, Secretary-Treasurer at (403)-934-5121 (ext. 2017) or at [tahra.sabir@ghsd75.ca](mailto:tahra.sabir@ghsd75.ca).

## SUMMARY

- Golden Hills spends on average 3% of its total operating expenses on administration, below the 3.6% limit allowed. Therefore, we are able to direct more resources to the classrooms.
- 87% of our revenue comes from the provincial government.
- This site-based funding model advantages:
  - Keeps resources in the classroom;
  - Keeps decision making closest to the student; and
  - Encourages creativity and innovation in our schools.

# Facilities and Capital Plans


Each year, school boards submit their facility needs to Alberta Education for the next three years.

Golden Hills has appreciated the support from Alberta Education in the Capital Planning process thus far. Most recently, they have funded the modernization of Acme School (K-6, 10-12) which will lead to the development of the Acme School Tri-Campus Community Innovation Centre.



This year, Westmount Elementary School in Strathmore and Greentree Elementary in Drumheller are Golden Hill School Divisions top priorities.

Currently Westmount Elementary School requires \$4,107,506 in maintenance cost over the next 5 years and Greentree Elementary School requires \$3,543,117 in maintenance costs over the next 5 years.




Each year the Board prepares a School Summary Report: <https://www.ghsd75.ca/departments/facilities-maintenance-services/school-summaries-reports>. The purpose of these school summary reports aligns with the three-year capital plans and additionally, ten-year facility plans where the purpose is to provide project justification and supportability to demonstrate overall planning and management, communicate local priorities, provide project definitions for budget and scope development and demonstrate that all options for the accommodation of students is reviewed and discussed.

The Annual School Summary Reports provide a complete review and assessment for Health & Safety, School Facility Information, Enrolment Trends & Budget Information. Part of these reports include information on existing communities which include birth rates, mobility of families, current and projected community populations. Each year these reports are brought to the Board to help identify capital plan projects.

# Capital Maintenance and Renewal Funding

As part of the Government of Alberta's economic stimulus funding package Golden Hills School Division received \$1.4 M. These funds were an acceleration of the long term maintenance and renewal strategy for school buildings. This stimulus package went towards keeping our infrastructure up to date and safe.

Projects included upgrades to building management systems, classroom remodeling, exterior window replacements, floor replacements, roof replacements, as well as washroom renovations and additions.



- Golden Hills School Division Plans and Reports: <https://www.ghsd75.ca/our-division/plans-reports>

# APPENDICES

---

- A • GHSD System Improvement: Powerful Learning
- B • Golden Hills Early Literacy Framework
- C • Golden Hills Early Numeracy Framework
- D • First Nation, Métis, Inuit Services Strategic Action Plan
- E • Inclusive Education Monitoring Report

## Quick Links

---

- Provincial Roll-up of Jurisdiction AFS Information

The following is from the Public Interest Commissioner website and is based on Section 32 of Public Interest Disclosure (Whistleblower Protection) Act:

Pursuant to Section 32 of the Public Interest Disclosure (Whistleblower Protection) Act, no disclosures were received during the 2021-2022 school year.

