



GOLDEN HILLS SCHOOL DIVISION

AGENDA

TYPE: Regular Board Meeting

DATE: 6/20/2023 **TIME:** 9:30 AM

LOCATION: Boardroom of the Golden Hills School Division

DETAILS:

"Powering Hope and Possibilities" Vision: Inspiring confident, connected, caring citizens of the world

Mission: Intentionally maximizing learning for all

1.0 Attendance

2.0 Call to Order

3.0 Acknowledgment

4.0 In Camera

4.1 In Camera Action

4.2 Out of In Camera Action

5.0 Approval of Agenda

5.1 Approval of Agenda Action

6.0 Welcome Public, Vision and Mission Statements

7.0 Presentation of Minutes

7.1 Regular Minutes of May 23, 2023 Action

7.2 Special Minutes of June 14, 2023 Action

8.0 REPORTS

A) Chair's Report

B) Board Committees

C) Board Representatives to External Organizations

D) Administration Reports

9.0 NEW BUSINESS

A) Action Items

9.1 Locally Developed and/or Acquired Course Reports and Approvals for Semester I (J. Grimsdale) Action

B) Information Items

9.2 Monthly Enrolment Monitoring Report (May 2023) (T. Sabir) Info

9.3 Third Quarter Financial Report (Mar/Apr/May 2023) (T. Sabir) Info

9.4 Administrative Designations (W. Miskiman) Info

10.0 ADJOURNMENT

10.1 Adjournment Action



MINUTES

Golden Hills School Division

Regular Meeting of the Board of Trustees

Location: Boardroom of the Golden Hills School Division

Start Time: 9:30 AM

Tuesday, May 23, 2023 (9:30 AM)

1.0 Attendance

Present:

- a) Chair
 - Laurie Huntley
- b) Vice Chair
 - Rob Pirie
- c) Trustees
 - Barry Kletke
 - Jim Northcott
 - Justin Bolin
- d) Superintendent
 - Bevan Daverne
- f) Associate Superintendent
 - Jeff Grimsdale
- g) Secretary Treasurer
 - Tahra Sabir
- h) Recording Secretary
 - Kristy Polet

Absent:

- c) Trustee
 - Jen Mertz
- e) Deputy Superintendent
 - Wes Miskiman

2.0 Call to Order

Chair Huntley called the meeting to order at 9:34 a.m.

Chair Initials _____ Secretary Treasurer Initials _____

3.0 Acknowledgment

In the spirit of reconciliation, we acknowledge that we live, work and play on the traditional territories of the Blackfoot Confederacy (Siksika, Kainai, Piikani), the Tsuut'ina, the Îyâxe Nakoda Nations, the Métis Nation (Region 3), and all people who make their homes in the Treaty 7 region of Southern Alberta.

4.0 In Camera

4.1 In Camera

Recommendation: BD#20230523.1001

MOVED by Trustee Northcott that the Board of Trustees go In Camera at 9:34 am.

4.2 Out of In Camera

Recommendation: BD#20230523.1002

MOVED by Trustee Pirie that the Board of Trustees rise from In Camera at 10:37 am.

Recessed at 10:30 am

Reconvened at 10:49 am

5.0 Approval of Agenda

5.1 Approval of Agenda

Recommendation: BD#20230523.1003

MOVED by Trustee Kletke that the Board of Trustees approve the agenda as presented.

6.0 Welcome Public, Vision and Mission Statements

7.0 Presentation of Minutes

7.1 Regular Minutes of April 27, 2023

Recommendation: BD#20230523.1004

MOVED by Trustee Bolin That the Board of Trustees approve the Regular Minutes of April 27, 2023 as presented.

8.0 REPORTS

A) Chair's Report

Chair Huntley presented information on the following topics:

- Email communications were forwarded to Trustees.
- Upcoming meetings:
 - May 1, 2023 - Acme Alumni Meeting
- Upcoming Events:
 - June 1, 2023 Golden Hills - Demonstration Powwow at Strathmore High School.
 - June 1-3, 2023 Public School Boards' Association of Alberta (PSBAA) Spring General Meeting (SGM) at the Westin Calgary downtown.
 - June 4-6, 2023 Rural Caucus Meeting, Chairs Meeting and the Alberta School Board Association (ASBA) Spring General Meeting (SGM).
 - June 16, 2023 Retirement Celebration for Superintendent Bevan Daverne.
 - July 3-5, 2023 CSBA Congress and National Trustee Gathering on Indigenous Education in Banff, AB.

Chair Initials _____ Secretary Treasurer Initials _____

- New Blood Performance will be performing at the Jack Singer Concert Hall June 15, 2023 along side the Calgary Symphony Orchestra.

B) Board Committees

No information to be presented at this time.

C) Board Representatives to External Organizations

Trustee Northcott and Trustee Pirie presented information on the Alberta School Boards' Association (ASBA) Zone 5 meeting held May 5, 2023.

- Reviewed the budget. - No increase in fees for Zone 5.

D) Administration Reports

Secretary Treasurer Sabir presented information on the following topics:

- Transportation:
 - Bus Driver Classes - we currently have eight prospective bus drivers in the cue for training.
- Facilities:
 - Wheatland Crossing Fitness Facility - sheds have been relocated to make way for the relocation of the Modulares from Westmount school. Relocation of the Modulares will go to tender soon.
 - Trinity Christian Academy Building Addition - Development permit has been approved by the Town of Strathmore.
 - Trinity Christian Academy Parking Lot - completion timeline is tight, wanting to have the parking lot completed before school starts in September.

Associate Superintendent Grimsdale presented information on the following topics:

- Submitted applications for two dual credit grants.
- Spirit Award, Honorable mention, was presented to Allister Cutter of Wheatland Crossing School.

Superintendent Daverne presented information on the following topics:

- Long Service Awards (LSA) will take place Thursday, May 25, 2023 at the Travelodge in Strathmore.
- Golden Hills School Division 2023 Edwin Parr Nominee is Brooklyn Gipman from Drumheller Valley Secondary School. The Edwin Parr Awards Evening took place May 18, 2023 at the Calgary Winter Club.

9.0 NEW BUSINESS

A) Action Items

9.1 Calendar 2024-2025 (B. Daverne)

Recommendation: BD#20230523.1005

MOVED by Trustee Northcott that the Board of Trustees approves the proposed 2023-2024 School Year Calendar as a pilot for the school year.

Chair Initials _____ Secretary Treasurer Initials _____

9.2 Budget Submission 2023-2024

Recommendation: BD#20230523.1006

MOVED by Trustee Pirie that the Board of Trustees approve the 2023-2024 budget for submission to Alberta Education, subject to the Board being advised of any minor adjustments, which may be necessary before the budget is submitted to Alberta Education.

Recessed at 11:52 am

Reconvened at 12:25 pm

9.3 Education Plan 2023-2026 and Budget 2023-2024 (B. Daverne)

Recommendation: BD#20230523.1007

MOVED by Trustee Kletke that the Board of Trustees approve the final Education Plan 2023-2026 for submission to Alberta Education on May 31, 2023.

9.4 Locally Developed/Acquired Courses (J. Grimsdale)

Recommendation: BD#20230523.1008

MOVED by Trustee Northcott that the Board of Trustees authorizes the use of the above acquired locally developed courses and any learning resources detailed in the course outline for use in Golden Hills School Division.

- Smudging (Elder Chronicles) (3 credits) May 24, 2023 until August 31, 2023 Golden Hills Learning Academy.
- Smudging (Elder Chronicles) (3 credits) September 1, 2023 until August 31, 2027 Golden Hills Learning Academy.
- Creative Writing and Publishing 15/25/35 (3 & 5 credits) September 1, 2023 until August 31, 2027 NorthStar Academy/Golden Hills Learning Academy.
- Advanced Acting/Touring Theatre 15/25/35 (3 & 5 credits) September 1, 2023 until August 31, 2027 NorthStar Academy/Three Hills School/Strathmore High School/Prairie Christian Academy.
- Traditional Land Based Learning 25/35 (5 credits only) May 24, 2023 until August 31, 2024 Golden Hills Learning Academy.
- Seven Teachings (Elder Chronicles) 15 (3 credits only) May 24, 2023 until August 31, 2025 Golden Hills Learning Academy.
- Braided Journeys 15/25/35 (3 credits only) May 24, 2023 until August 31, 2023 Golden Hills Learning Academy.
- Medicine Wheel 15 (3 credits only) May 24, 2023 until August 31, 2025 Golden Hills Learning Academy.
- ESL Introduction to Science 15/25 (5 credits only) September 1, 2023 until August 31, 2027 Golden Hills Learning Academy.
- Big History 15 (5 credits only) September 1, 2023 until August 31, 2027 Golden Hills Learning Academy.
- Contemporary Dance 25/35 (5 credits only) September 1, 2023 until August 31, 2027 Strathmore High School.

- Game Theory 15 (5 credits only) September 1, 2023 until August 31, 2027 Golden Hills Learning Academy.
- Dance 15/25/35 (3 & 5 credits) September 1, 2023 until August 31, 2027 Strathmore High School.
- Myth Busting Methods 25 (3 credits only) September 1, 2023 until August 31, 2027 Golden Hills Learning Academy.
- ESL Introduction to Canadian Studies 15/25 (5 credits only) September 1, 2023 until August 31, 2027 Golden Hills Learning Academy.
- Portfolio Art 35 (3 & 5 credits) September 1, 2023 until August 31, 2027 Golden Hills Learning Academy/Strathmore High School/Prairie Christian Academy.
- Preparation for Parenting 35 (3 & 5 credits) September 1, 2023 until August 31, 2027 Golden Hills Learning Academy.
- Ceramics 15/25/35 (5 credits only) September 1, 2023 until August 31, 2027 Strathmore High School.

B) Information Items

9.5 Monthly Enrolment Monitoring Report (April 2023) (T. Sabir)

Recommendation:

Secretary Treasurer Sabir presented information on the Monthly Enrolment Monitoring Report for the April 2023 to the Board of Trustees.

9.6 Administrative Procedures 490, 491 and 551 (B. Daverne)

Recommendation:

Superintendent Daverne presented information on the following Administrative Procedures that have been reviewed by the appropriate stakeholders, AP 490 - Volunteers, AP 491 - Coaches, Volunteer Coaches/Supervisors for Extra/Co-Curricular Activities and AP 551 - Transportation of Students in Private Vehicles Operated by Volunteer Drivers.

10.0 School Monitoring Reports

Superintendent Daverne and the Board of Trustees toured Golden Hills Learning Academy and Glenrose Colony.

11.0 ADJOURNMENT

11.1 Adjournment

Recommendation: 20230523.1009

The Board of Trustees adjourned at 1:00 p.m.

Chair

Secretary Treasurer

Chair Initials _____ Secretary Treasurer Initials _____



MINUTES

Golden Hills School Division

Special Meeting of the Board of Trustees

Location: Acme Community Centre

Start Time: 9:30 AM

Wednesday, June 14, 2023 (9:30 AM)

1.0 Attendance

Present:

a) Chair

- Laurie Huntley

b) Vice Chair

- Rob Pirie

c) Trustees

- Barry Kletke
- Jim Northcott
- Jen Mertz

d) Superintendent

- Bevan Daverne

Absent:

c) Trustees

- Justin Bolin

e) Deputy Superintendent

- Wes Miskiman

f) Associate Superintendent

- Jeff Grimsdale

g) Secretary Treasurer

- Tahra Sabir

h) Recording Secretary

- Kristy Polet

2.0 Call to Order

Chair Huntley called the meeting to order at 9:44 a.m.

Chair Initials _____ Secretary Treasurer Initials _____

3.0 In Camera

3.1 In Camera

Recommendation: SM#20230614.1001

MOVED by Trustee Kletke that the Board of Trustees go In Camera at 9:44 a.m.

3.2 Out of In Camera

Recommendation: SM#20230614.1002

MOVED by Trustee Northcott that the Board of Trustees rise from In Camera at 1:04 p.m.

4.0 Approval of Agenda

4.1 Approval of Agenda

Recommendation: SM#20230614.1003

MOVED by Trustee Northcott that the Board of Trustees approve the agenda as presented.

5.0 NEW BUSINESS

5.1 School Monitoring (Acme, Linden and Carbon)

Superintendent Daverne and the Board of Trustee reviewed and discussed school monitoring with Acme, Linden and Carbon. No motion required

5.2 Annual Board Self-Evaluation 22-23

Recommendation: SM#20230614.1004

MOVED by Trustee Mertz that the Board of Trustees approve the Board self-evaluation report as developed at the facilitated workshop of June 14, 2023, and that the Board Chair be authorized to monitor the priorities and suggestions agreed to and bring items forward for Board consideration as deemed appropriate.

6.0 ADJOURNMENT

6.1 Adjournment

Recommendation: SM#202130614.1005

The Board of Trustees adjourned at 1:06 p.m.

Chair

Secretary Treasurer

Chair Initials _____ Secretary Treasurer Initials _____



LOCALLY DEVELOPED/ACQUIRED COURSES

“Inspiring confident, caring citizens of the world”

June 20, 2023

Background:

Alberta Education supports the local development and authorization of senior high school complementary courses which do not duplicate provincially authorized courses. The opportunity to authorize complementary courses allows boards to respond to the unique interests and abilities of its students and to foster educational improvement and excellence through innovation at the local level. Authorization for locally developed/acquired courses “shall be by board motion and shall be for a maximum of four years” (Alberta Education Policy 1.2.1, Locally Developed/Acquired and Authorized Junior and Senior High School Complementary Courses).

<i>Fire Rescue Services 15 (3 credits)</i>	September 1, 2023 until August 31, 2027	Trochu Valley School
Fire Rescue Services 15 provides students with an opportunity to learn about and experience the role of a firefighter. In this course, students investigate the equipment, practices and specialized skills used in fire rescue services. Throughout Fire Rescue Services 15 students explore the dynamics of teamwork and collaboration. This course provides students with the opportunity to investigate potential careers related to fire rescue services.		

The following locally developed course is being submitted for the Board’s consideration and approval.

Recommendation:

That the Board of Trustees authorizes the use of the above acquired locally developed course and any learning resources detailed in the course outline for use in Golden Hills School Division.

Bevan Daverne
Superintendent

Jeff Grimdsdale
Associate Superintendent



MONTHLY ENROLMENT MONITORING REPORT

"Inspiring confident, connected, caring citizens of the world"

May 23, 2023

Background:

The Board of Trustees regularly monitors enrolment and notes trends over time. Funding is primarily enrolment-driven and monitoring, and projecting enrolment trends informs the board's budgeting processes.

As per the attached monitoring report, information is provided on the September 29, 2022, enrolment of provincially funded students, Siksika funded students and International funded students. Enrolment information has been adjusted for the New Funding Model.

Recommendation:

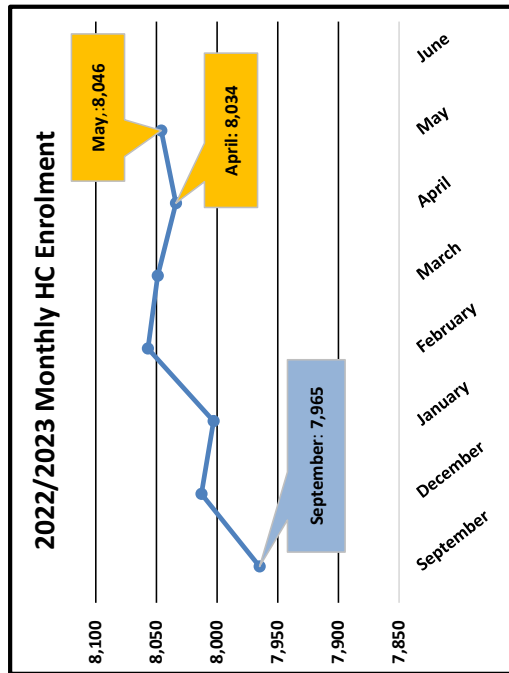
That the Board of Trustees receives the Enrolment Monitoring Report for information and for the record.

Bevan Daverne
Superintendent

Tahra Sabir
Secretary Treasurer

Golden Hills School Division Enrolment

* Enrolment information has been adjusted for the New Funding Model



Schools - Month to Month Comparison Sept 30, 2022 to May 31, 2023

*Please note kindergarten adjusted to 1.0

Configuration	School	September 30, 2022 *	May 31, 2023	April 30, 2023	Difference
K-6, 10-12	Acme School	204.00	207.00	207.00	0.00
K-9	Carbon School	56.00	56.00	57.00	-1.00
K-6	Carseland School	77.00	76.00	76.00	0.00
7-9	Crowther Memorial Jr. High School	505.00	499.00	496.00	3.00
K-9	Dr. Elliott Community School	191.00	200.00	200.00	0.00
7-12	Drumheller Valley Secondary School	382.00	375.00	373.00	2.00
K-6	École Brentwood Elementary School	207.00	208.00	208.00	0.00
K-12	George Freeman	461.00	456.00	455.00	1.00
K-6	Greentree School	355.00	362.00	359.00	3.00
K-12	Prairie Christian Academy School	298.00	300.00	300.00	0.00
10-12	Strathmore High School	672.00	662.00	661.00	1.00
K-12	Three Hills School	464.00	463.00	463.00	0.00
K-9	Trinity Christian Academy	210.00	209.00	209.00	0.00
K-12	Trochu Valley School	263.00	269.00	269.00	0.00
K-6	Westmount School	378.00	375.00	373.00	2.00
K-12	Wheatland Crossing	348.00	345.00	347.00	-2.00
K-6	Wheatland Elementary School	310.00	316.00	314.00	2.00
	Sub Total	5,381.00	5,378.00	5,367.00	11.00
7-9	Colonies	383.00	374.00	377.00	-3.00
7-12	Drumheller Outreach	8.00	24.00	22.00	2.00
1-12	Golden Hills Learning Academy	290.00	339.00	336.00	3.00
1-12	NorthStar Academy	427.00	400.00	401.00	-1.00
7-12	Strathmore StoreFront	78.00	97.00	95.00	2.00
	Sub Total	1,186.00	1,234.00	1,231.00	3.00
	Homeschool	780.00	784.00	783.00	1.00
	Shared Responsibility	207.00	198.00	201.00	-3.00
	Sub Total	987.00	982.00	984.00	-2.00
	Provincial Total	7,554.00	7,594.00	7,582.00	12.00
	Siksika	155.00	155.00	155.00	0.00
	International (incl. Online)	256.00	297.00	297.00	0.00
	Sub Total	411.00	452.00	452.00	0.00
	Total HEADCOUNT	7,965.00	8,046.00	8,034.00	12.00



THIRD QUARTERLY FINANCIAL REPORT

"Inspiring confident, connected, caring citizens of the world"

June 20, 2023

Background:

The Office of the Auditor General (OAG) recommends that school board trustees hold management accountable for achieving goals while staying within budget. In order for Trustees to hold management accountable they must monitor actual spending against the budget. The OAG recommends that this monitoring should be through quarterly interim reporting.

The Quarterly Financial Report (attached) provides monitoring information and major variances will be reviewed.

Recommendation:

That the Board of Trustees receives the Quarterly Financial Report as information and for the record.

Bevan Daverne
Superintendent

Tahra Sabir
Secretary Treasurer



Powering Hope and Possibilities



3rd Quarterly Report 2023

For the nine months from September 2022 to May 2023

Prepared by the Finance Department for the June 20, 2023 Board Meeting

I BUDGET BENCHMARKS

The third quarterly financial report lists revenues and expenditures recorded to **May 31, 2023**, representing the first **nine** months of the fiscal year. As there are nine (9) months expended in Q3, the normal benchmark for comparison is 75% (9/12 months). For some categories 90% (9/10 months) is used to reflect expenses incurred only during the instructional months.

The **Fall 2022-23 Budget** was internally prepared by GHSD and all budget points referenced in this report are from this Fall 2022-23 budget.

II ACTUALS AND COMPARISON TO BUDGET

A

**Golden Hills School Division
Statement of Revenue and Expenses
Budget vs. Actual Variance
Period - September 1, 2022 - May 31, 2023**

	Annual Budget 2022/2023	Q3 Prorated Budget	YTD Actuals	YTD Budget Variance-Q3	% Budget	Benchmark %
Revenues						
Alberta Education/Infrastructure	74,962,336	56,221,752	57,852,153	1,630,401	77%	75%
Federal government and/or First Nations	1,526,050	1,373,445	1,286,842	(86,603)	84%	90%
Fees	1,400,000	1,050,000	1,477,716	427,716	106%	75%
Other revenues	9,739,391	8,765,452	11,046,112	2,280,660	113%	90%
Amortization	4,223,683	3,167,762	3,330,477	162,715	79%	75%
Total revenues	91,851,460	70,578,411	74,993,300	4,414,889	92%	81%
Expenses						
Certificated salaries & benefits	49,061,029	36,795,772	36,646,341	149,431	75%	75%
Non-certificated Salaries & benefits	18,299,795	15,188,830	15,146,326	42,504	83%	83%
Sub-Total	67,360,824	51,984,602	51,792,667	191,935	79%	79%
Supplies and services	21,525,615	16,144,211	17,091,062	(946,851)	79%	75%
Amortization	5,811,676	4,358,757	4,364,191	(5,434)	75%	75%
Interest charges	23,239	17,429	6,250	11,179	27%	75%
Total expenses	94,721,354	72,504,999	73,254,170	(749,171)	65%	75%
Surplus/(Deficit)	(2,869,894)	(1,926,588)	1,739,130	3,665,718		

The surplus of \$1.74M for the third quarter is due to higher than expected other revenues, which includes SGF funds collected by schools and an increase in enrolment of students in International Student Services. Golden Hills also received additional funding from Alberta Education which were not included in original budget.

Supplies and services are expected to increase in tandem with SGF and ISS revenue increases, but typically lag behind revenue recognition. We anticipate these expense amounts to increase relative to revenues in Q4

B NOTES ON COMPARISON TO BUDGET – REVENUES

The **\$1.74M** year-to-date **surplus of revenues over expenses** is due, in part, to when payments are received.



Additional payments from Alberta Education



School Generated Funds

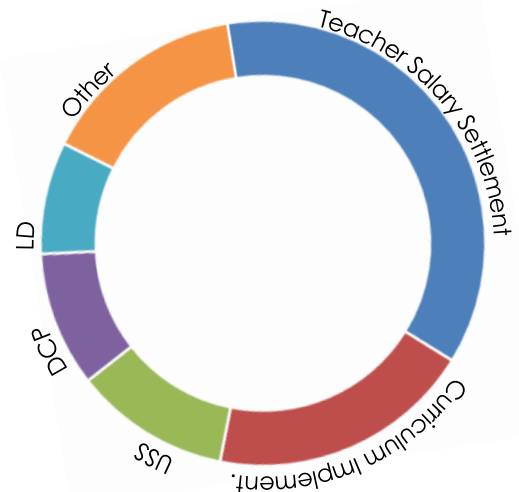


International student fees

These categories, expenses typically lag behind revenue recognition, creating surpluses to Q3. We expect surpluses in the above categories to decrease in Q4 as the full years’ expenses are incurred.

- **Additional Payments from Alberta Education** are normally disbursed on a monthly basis. Exceptions to this are those payments which are received either annually, bi-annually or as a one-time-payment:

Additional Payments Received Q3	Amount Received
■ Teacher Salary Settlement	512,992
■ Curriculum Implementation	271,760
■ Ukrainian Student Support (USS)	159,500
■ Dual Credit Program (DCP)	138,475
■ Learning Disruption (LD)	114,988
■ Other Alberta Ed payments	212,172
	1,409,887



- **School Generated Funds** Included in the Q3 operations are as follows:

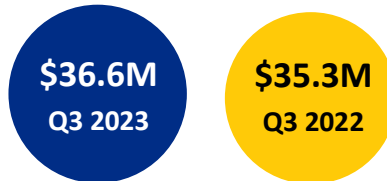
Category	SGF Revenues and Expenses - Q3			
	Current year		Prior year	
	Revenue	Expense	Revenue	Expense
Trips	640,241	405,118	409,851	348,938
Cafeteria/Lunch Programs	526,754	350,553	364,531	270,505
FT Kindergarten	184,979	106,428	164,479	126,805
Athletics	771,359	755,851	586,674	526,982
Misc Fees/Exp	2,373,134	2,320,504	2,172,507	2,124,218
Total	4,496,467	3,938,454	3,698,043	3,397,449
Net Surplus	558,013		300,594	

The majority of SGF fees are received and recorded in the first two quarters of the school year and represent current programs for students.

C NOTES ON COMPARISON TO BUDGET –EXPENSES

Certificated Salaries and Benefits

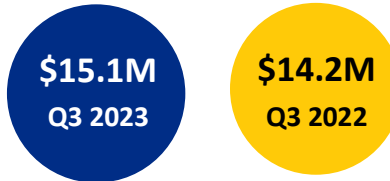
Total certificated salaries and benefits for the Q3 were **\$36.6M** (75% of a \$49M budget) which is within the range of what the budget would permit by the 3rd quarter.



Overall, certificated salary and benefit costs are within the budgeted amounts, management does not expect any significant variances in the subsequent Q4.

Non-Certificated Salaries and Benefits

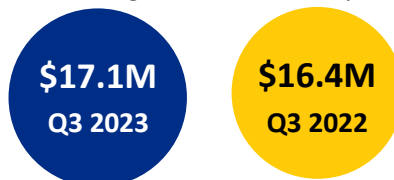
Total non-certificated salaries and benefits for the Q3 were **\$15.1M** (83% of an \$18.3M budget) which is higher than the pro-rated budget. A significant portion of non-certificated staff is paid over 10 months and not 12 months; therefore, the expenditure is typically higher for first 10 months but decreases in the last two months of the fiscal year.



Enrolment fluctuations in the fall may require staffing adjustments. As a result the budgeted amounts are often higher until June and balance out by the end of the year. Also, payroll costs trend lower over the summer months: we anticipate some fluctuation in quarterly labour costs, but that the annual totals will balance out at year-end.

Supplies and Services

Supplies and services year-to-date are **\$17.1M** (79% of \$21.5M budget). Typically, many of these costs occur over a 10-month school year and not the 12-month fiscal year, resulting in higher costs in the first 3 quarters and lower costs in the 4th quarter. Department managers will continue to carefully monitor their budgets to ensure they stay within their spending limits.



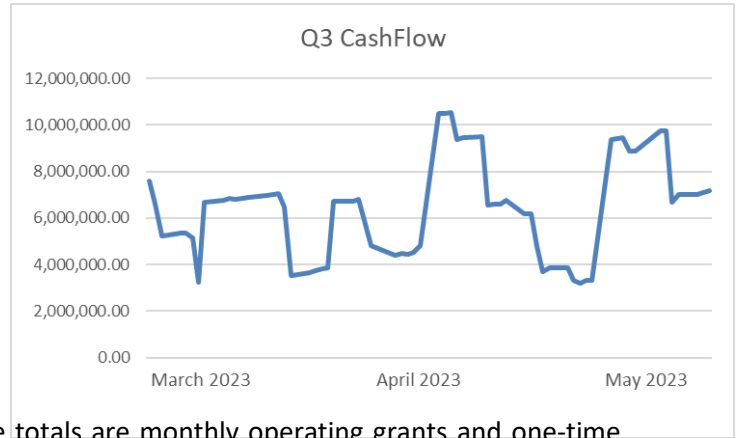
Overall, supply costs year-to-date at February 28th are 4% higher compared to the Q3 benchmark. Because supplies and services are variable expenses, this amount has increased as SGF and ISS revenues have rebounded.

III AVERAGE SOURCE AND USE OF CASH

A APPROXIMATE AVERAGE MONTHLY CASH FLOW VALUES

Monthly Cash Flow - May

Grants	6,190,372
GIC maturals	750,000
Total Cash In	6,940,372
Accounts Payable	896,104
Payroll	5,871,770
Total Cash Out	6,767,874



Included in the grants and accounts payable totals are monthly operating grants and one-time expenses for capital projects.

B GOLDEN HILLS IS CURRENTLY IN A POSITIVE CASH POSITION.

As of May 31, 2023, **\$10.5M** of the cash balance has been invested into GIC's with maturing dates ranging from June 9th, 2023 to April 24th, 2024, earning yields ranging from 3.8% - 5.4%. Of these investments, \$7M are cashable within 90 days.

*The Bank of Canada raised its benchmark interest rate to **4.75** per cent on June 7th[sic], restarting its rate-hike campaign in the face of surprisingly strong economic growth and inflation data.*

The next scheduled date for announcing the overnight rate target is July 12, 2023. The Bank will publish its next full outlook for the economy and inflation, including risks to the projection, in the Monetary Policy Report at the same time

-Bank of Canada, Media Relations

Canada's Overnight Rate History 2018 to 2023

A look at how Canada's overnight rates have changed over time.

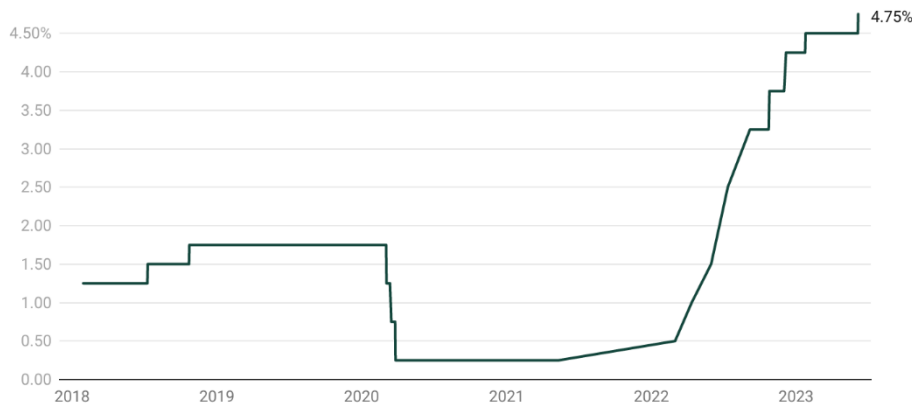


Chart: Alex Leduc • Source: myperch.io • Created with Datawrapper

IV REVENUE AND EXPENSES BY ENVELOPE

A

**Golden Hills School Division
Revenue and Expenses by Envelope
From September 1, 2022 - May 31, 2023**

	SGF	ECS -Grade 12	Operations and Maintenance	Transportation	Board and System Admin	External Services	Total	Budget %	Benchmark %
Revenue									
Alberta Education/ Infrastructure	-	47,256,960	4,939,410	3,562,539	2,093,244	-	57,852,153	77%	75%
Federal Gov't/First Nations	-	1,128,439	158,403	-	-	-	1,286,842	84%	90%
Instructional resource fees	-	53,191	-	-	-	-	53,191	532%	75%
Fees	1,337,393	30,000	-	57,132	-	-	1,424,525	102%	90%
Fundraising revenues -SGF	256,845	-	-	-	-	-	256,845	128%	75%
Other sales & services	2,768,226	1,288,896	400	-	-	5,616,059	9,673,581	112%	75%
Investment Income	-	-	-	-	303,563	-	303,563	100%	75%
Gifts & donations -SGF	134,003	31,980	-	-	-	-	165,983	64%	75%
Rental of facilities	-	5,201	88,944	-	-	8,000	102,145	102%	90%
Gain on disposal of Capital assets	-	-	9,100	1,979	-	-	11,079	100%	75%
Other revenues	-	412,112	-	-	120,804	-	532,916	102%	75%
Amortization of capital allocations	-	333,634	2,996,843	-	-	-	3,330,477	79%	75%
Total revenues	4,496,467	50,540,413	8,193,100	3,621,650	2,517,611	5,624,059	74,993,300	95%	79%
Expenditures									
Certificated salaries & wages	-	29,040,057	-	-	467,661	187,256	29,694,974	75%	75%
Certificated benefits	-	6,871,749	-	-	53,363	26,255	6,951,367	75%	75%
Non-certificated salaries & wages	-	7,212,871	1,606,655	1,546,119	1,045,118	730,925	12,141,688	83%	80%
Non-certificated benefits	-	2,037,674	419,482	165,980	241,420	140,082	3,004,638	84%	80%
Service, contracts and supplies	3,938,454	4,477,290	3,522,431	1,413,142	555,982	3,183,763	17,091,062	79%	85%
Amortization	-	397,322	3,170,341	493,557	187,790	115,181	4,364,191	75%	75%
Interest/bank charges	-	363	-	-	50	5,837	6,250	27%	75%
Total expenses	3,938,454	50,037,326	8,718,909	3,618,798	2,551,384	4,389,299	73,254,170	71%	78%
Positive/-Negative variance to date	558,013	503,087	(525,809)	2,852	(33,773)	1,234,760	1,739,130		

ECS -Grade 12 labour cost analysis	2022 Q3	2023 Q3	\$ Change	% Change
Certificated salaries	28,005,044	29,040,057	1,035,013	3.7%
Certificated benefits	6,577,976	6,871,749	293,773	4.5%
Non-certificated salaries & wages	6,658,359	7,212,871	554,512	8.3%
Non-certificated benefits	1,799,130	2,037,674	238,544	13.3%
Total ECS -Grade 12 labour cost	43,040,509	45,162,351	2,121,842	4.9%

B ANALYSIS OF REVENUE/EXPENSES BY ENVELOPE

1. INSTRUCTION

- School Generated Funds are allowable fees collected and held by individual schools and are associated with non-curricular supplies and travel as well as other fees to enhance education.

2. PLANT OPERATIONS AND MAINTENANCE (PO&M)

**Golden Hills School Division
Statement of Revenue and Expenses - Comparison to Budget
Plant Operations and Maintenance
Period - September 2022 - May, 2023**

	Annual Budget 2022/2023	Q3 Prorated Budget (75%)	Q3 Actuals 2022/2023	Budget \$ Remaining	Q3 % Budget	Q3 Benchmark
Revenues						
Alberta Education	6,658,692	4,994,019	4,939,410	1,719,282	74%	75%
Other revenues	575,000	431,250	256,847	318,153	45%	75%
Amortization	4,223,683	3,167,762	2,996,843	1,226,840	71%	75%
Total revenues	11,457,375	8,593,031	8,193,100	3,264,275	63%	75%
Expenses						
Non-certificated salaries & benefits	2,777,951	2,083,463	2,026,137	751,814	73%	75%
Supplies and services	4,858,391	3,643,793	3,522,431	1,335,960	73%	75%
Amortization	4,300,311	3,225,233	3,170,341	1,129,970	74%	75%
Total expenses	11,936,653	8,952,490	8,718,909	3,217,744	73%	75%
Surplus/(deficit)	(479,278)	(359,459)	(525,809)			

	Prior Year Q3	Current Year Q3	% Change
Expenses			
Non-certificated salaries & wages	1,512,802	1,606,655	6.2%
Non-certificated benefits	392,187	419,482	7.0%
Total Labour expenses	1,904,989	2,026,137	6.4%
Services, contracts & supplies	3,671,233	3,522,431	-4.1%
Amortization	3,184,306	3,170,341	-0.4%
Total service & supplies	6,855,539	6,692,772	-2.4%
Total expenses	8,760,528	8,718,909	-0.5%

The annualized bottom line agrees to the estimated budget for the year, with some small timing variations in revenue and spending. Management anticipates PO&M to meet its budget target at year-end.

Note: current year Q3 services, contracts, and supplies expenses have decreased compared to the prior year because of a change in how insurance expenses are recorded. Previously annual insurance premiums were recorded when paid. This year management adopted a practice of recording 25% of insurance premiums in each quarter to better reflect when those expenses were incurred.

3. TRANSPORTATION

**Golden Hills School Division
Statement of Revenue and Expenses - Comparison to Budget
Transportation
Period - September 2022 - May, 2023**

	Annual Budget 2022/2023	Q3 Prorated Budget (50%)	Q3 Actuals 2022/2023	Budget \$ Remaining	Q3 % Budget	Q3 Benchmark
Revenues						
Alberta Education	4,454,167	3,340,625	3,562,539	891,628	80.0%	75.0%
Other revenues	441,148	330,861	0	441,148	0.0%	75.0%
Total revenues	4,895,315	3,671,486	3,562,539	1,332,776	72.8%	75.0%
Expenses						
Non-certificated salaries & benefits	1,974,635	1,480,976	1,712,099	262,536	86.7%	75.0%
Contracted Bus Services	120,000	90,000	17,476	102,524	14.6%	75.0%
Fuel	900,000	675,000	184,783	715,217	20.5%	75.0%
Other Supplies and services	1,200,680	900,510	1,210,883	(10,203)	100.8%	75.0%
Amortization	700,000	525,000	493,557	206,443	70.5%	75.0%
Total expenses	4,895,315	3,671,486	3,618,798	1,276,517	73.9%	75.0%
Surplus/(deficit)	-	-	(56,259)			

	Prior Year Q3	Current Year Q3	% Change
Expenses			
Non-certificated salaries & wages	1,315,128	1,546,119	17.6%
Non-certificated benefits	138,477	165,980	19.9%
Total Labour expenses	1,453,605	1,712,099	17.8%
Services, contracts & supplies	1,408,955	1,413,142	0.3%
Amortization	456,897	493,557	8.0%
Total service & supplies	1,865,852	1,906,699	2.2%
Total expenses	3,319,457	3,618,798	9.0%

Overall, with careful monitoring of expenses throughout the year, management anticipates Transportation to meet its budget target by year-end.

4. BOARD AND SYSTEM ADMINISTRATION

Board and System Administration currently has a negative variance of **(\$3K)** for the two quarters. As anticipated, the expenses which were weighted more heavily in Q1 and created a deficit in that quarter are now more in line with expectations for Q2. No other unusual changes in budgeted to actual expenses have been experienced, it is anticipated that revenues and expenses will remain at a breakeven point to year end.

Note: Alberta Education makes a provision for a separate System Administration Targeted Grant. The 2.8K grant amount has remained static since 2019.

**Golden Hills School Division
Statement of Revenue and Expenses - Comparison to Budget
Board of Trustees
Period - September 1, 2022 - May 30, 2023**

	Annual Budget	YTD Actuals	Budget Remaining	% Budget Used
Revenues				
Budgeted Revenues	274,200	274,200	-	100%
Total revenues	274,200	274,200	-	100%
Expenses				
Trustee Earnings and Benefits	201,700	150,993	50,707	75%
Trustee Travel & Supplies	72,500	52,166	20,334	72%
Total expenses	274,200	203,159	71,041	74%

To date, Board expenses are in line with the range of projected expenditure amounts.

5. EXTERNAL SERVICES

**Golden Hills School Division
Statement of Revenue and Expenses - Current to Prior Year Comparison
External Services
Period - Q3 2023 vs Q3 2022**

	Q3 2023	Q3 2022	\$ Change	% Change
Total revenues	5,624,059	4,023,576	1,600,483	40%
Expenditures				
Certificated salaries & wages	187,256	196,060	(8,804)	-4%
Certificated benefits	26,255	23,626	2,629	11%
Non-certificated salaries & wages	730,925	831,254	(100,329)	-12%
Non-certificated benefits	140,082	188,828	(48,746)	-26%
Service, contracts and supplies	3,183,763	3,093,228	90,535	3%
Amortization	115,181	117,766	(2,585)	-2%
Interest/bank charges	5,837	19,523	(13,686)	-70%
Total expenses	4,389,299	4,470,285	(80,986)	-2%
Positive/-Negative variance to date	1,234,760	(446,709)	1,681,469	-

External Services has generated more revenue in 2023 due to the larger than expected number of international students taking part in the program, including a significant increase in elementary age students arriving with parents.

Q3 ISS REVENUE

\$5.64M

Up 40% from prior year

ENROLMENT

298

Up 22% from prior year

STUDENTS



Students represent 21 countries and territories around the world

DORM OCCUPANCY

99%

Up from prior year 97%

External Services includes International Services, joint-use agreements and external contract service agreements. Included within this period is the recognition of **\$5.6M** of **ISS tuition fees** revenue, of which **\$5.3M** was unearned revenue as at Aug 31, 2022. ISS Revenues are received in unequal amounts throughout the year, and most international students prepay tuition several months in advance. As a result, this unearned tuition revenue related to the 2022/2023 fiscal year is pro-rated

to each quarter based on an estimation of related expenses (35%/30%/25%/10%), while expenses are recognized when they occur.

GHSD charges a fixed 3.6% admin fee to the ISS and Siksika programs to recognize the administrative costs that these programs use, but which are otherwise not directly charged to the program accounts.

Expenses are expected to increase in Q4 versus revenues and management expects external services to remain in a surplus position by the year-end. These dollars will allow us to invest in our dorm facilities.



QUARTERLY SUMMARY

Golden Hills continues to manage expenses in line with expected funding despite higher cost inflation in some areas. At the end of Q3 Golden Hills remains in a surplus position for the year. In the following Q4 management expects expenses to begin to outpace revenues.

Overall, GHSD is keeping expenditures within the parameters of the Board’s May 25, 2022 approved and submitted 2022-23 budget and our accumulated surplus from operations will be reduced by planned unsupported capital additions in Q4.

We continue to fund programs that are in alignment with our goals and vision of inspiring confident, connected, caring citizens of the world.



ADMINISTRATIVE DESIGNATIONS BACKGROUNDER

"Inspiring confident, connected, caring citizens of the world"

June 20, 2023

Background:

The following new administrative appointments have been made in accordance with 4.5 of the Teachers' Collective Agreement and Administrative Contracts (AP 431). The administrative appointments are renewed at the discretion of the Superintendent who informs the Board. For contract purposes, principals and vice principals are evaluated in accordance with the Role of the Principal (AP 435) or Role of the Vice Principal (AP 436) and as per the School Administrator Evaluation (AP 437).

The Board is advised of the following new 2023/2024 administrative appointments:

Principal Designations:

Stefan Dykema	George Freeman School (as well as Trinity Christian Academy)
Adam Pirie	Westmount School
Ryan Hatch	Carbon School
Carmen Spitzer	International Student Services

Vice Principal Designations:

Michael Bradford	Crowther Memorial Junior High School
Michael Walsh	Trinity Christian Academy
Rosalind Schnieder	Strathmore Storefront / Golden Hills Learning Academy
Shane Stockwood	Hutterite Colony Schools

The Board is advised of the following renewal of Administrative appointments for the 2023/2024 school year:

Principal Designations:

LaToya Bartlett	Carseland School
Joan Boles	Acme / Dr. Elliott Schools
Michelle Hilton	Wheatland Crossing School
Marci Penner	NorthStar Academy

Vice Principal Designations:

Agnieszka Barwacz Riou	Strathmore High School
Chelsea Berry	Golden Hills Learning Academy / Strathmore Storefront
Emily Garrioch	Wheatland Elementary School
Ryan Hunter	Crowther Memorial Junior High School
Angela Paine	NorthStar Academy
Barry Sommer	Prairie Christian Academy
Dana Yemen	Drumheller Valley Secondary School

Recommendation:

That the Board receives the administrative appointments as information.

Bevan Daverne
Superintendent of Schools

Wes Miskiman
Deputy Superintendent/Human Resources